



RF-232

Micronator

VirtualBox-4.2.6 & Ubuntu-10.04.4



© RF-232, Montréal 2013,
6447, avenue Jalobert, Montréal. Québec H1M 1L1

Tous droits réservés RF-232

Licence *GNU Free Documentation License*

Permission vous est donnée de copier, distribuer et/ou modifier ce document selon les termes de la Licence *GNU Free Documentation License*, version 1.3 publiée par la *Free Software Foundation*; sans section inaltérable, sans texte de première page de couverture et sans texte de dernière page de couverture. Une copie de cette licence est incluse dans la section appelée *GNU Free Documentation License* de ce document. *GFDL page:29*

AVIS DE NON-RESPONSABILITÉ

Ce document est uniquement destiné à informer. Les informations, ainsi que les contenus et fonctionnalités de ce document sont fournis sans engagement et peuvent être modifiés à tout moment. *RF-232* n'offre aucune garantie quant à l'actualité, la conformité, l'exhaustivité, la qualité et la durabilité des informations, contenus et fonctionnalités de ce document. L'accès et l'utilisation de ce document se font sous la seule responsabilité du lecteur ou de l'utilisateur.

RF-232 ne peut être tenu pour responsable de dommages de quelque nature que ce soit, y compris des dommages directs ou indirects, ainsi que des dommages consécutifs résultant de l'accès ou de l'utilisation de ce document ou de son contenu.

Chaque internaute doit prendre toutes les mesures appropriées (mettre à jour régulièrement son logiciel antivirus, ne pas ouvrir des documents suspects de source douteuse ou non connues) de façon à protéger le contenu de son ordinateur de la contamination d'éventuels virus circulant sur la toile.

Avertissement

Bien que nous utilisions ici un vocabulaire issu des techniques informatiques, nous ne prétendons nullement à la précision technique de tous nos propos dans ce domaine.

Sommaire

I-	Introduction.....	5
	1. Description générale.....	5
	2. Note au lecteur.....	5
	3. Conventions.....	5
	4. Lexique.....	6
II-	À savoir.....	7
	1. Diagramme réseau.....	7
	2. Installation de VirtualBox.....	7
	3. Matériel utilisé.....	7
	4. Nom du domaine.....	8
	5. Groupe de travail.....	8
	6. Usagers.....	8
	7. Logiciels.....	8
III-	Prérequis.....	10
	1. Ubuntu.....	10
	2. Somme de contrôle.....	11
	3. Répertoire pour les machines virtuelles.....	11
IV-	Installation d'Ubuntu-10.04.4.....	12
	1. Création de la machine virtuelle.....	12
	2. Installation d'Ubuntu.....	15
	3. Mise à jour.....	20
	4. Adresse IP.....	20
	5. ssh.....	21
	6. Mot de passe de root.....	22
	Crédits.....	25
	GNU Free Documentation License.....	29

I- Introduction

1. Description générale

Ce document présente la marche à suivre pour installer **Ubuntu-10.04.4** sous **VirtualBox** sur un poste **Windows XP/SP-3**. **VirtualBox** peut aussi s'installer facilement sur tout poste **Linux**.

Le but ultime est d'installer **MediaWiki** sur un serveur virtuel **SME-8.0** et d'y ajouter l'extension **Collection**, ce qui est déjà fait.

Il reste à créer une machine virtuelle **Ubuntu** qui s'occupera exclusivement de la génération des documents en format **PDF** pour l'extension **Collection** qui est installée sur le serveur **SME-8.0**.

2. Note au lecteur

* Les captures d'écrans ne sont que des références.








** Les informations écrites ont préséance sur celles retrouvées dans les captures d'écrans. Veiller à se référer aux différents tableaux lorsque ceux-ci sont présents.

3. Conventions

Toutes les commandes à entrer sur le serveur sont en **gras**. Les affichages à surveiller sont en **rouge** ou en **bleu**.

```
# ping 192.168.1.149
192.168.1.149 is alive
#
```

Les liens de référence internet sont en **bleu** et ceux intra-document en **bleu**.

-  Manipulation, truc ou ruse pour se tirer d'embaras.
-  Une recommandation ou astuce.
-  Une note.
-  Une étape, note ou procédure à surveiller.
-  Paragraphe non-complété ou non-vérifié.
-  Un site de téléchargement **FTP**.
-  Commande sur une seule ligne. Le **PDF** pourrait avoir ajouté un **CR/LF** et ainsi séparé la ligne en deux.

4. Lexique

VirtualBox

Référence: http://fr.wikipedia.org/wiki/Oracle_VM_VirtualBox

Oracle VM VirtualBox (anciennement **VirtualBox**) est un logiciel libre de virtualisation publié par **Oracle**.

En tant qu'hôte, il est disponible sur les systèmes d'exploitation **Linux** (en 32 et 64 bits; en **.deb** , en **.rpm** et en **source**), **Mac OS X**, **Solaris** et **Windows**.

VM

Référence: http://fr.wikipedia.org/wiki/Machine_virtuelle_%28informatique%29

Le sens originel de **machine virtuelle** (ou *Virtual Machine* (VM) en anglais) est la création de plusieurs environnements d'exécution sur un seul ordinateur, dont chacun émule l'ordinateur hôte. Cela fournit à chaque utilisateur l'illusion de disposer d'un ordinateur complet alors que chaque machine virtuelle est isolée des autres.

hôte

Une machine hôte est un **PC** qui roule un logiciel de virtualisation et qui contient un répertoire pour emmagasiner les **VM**.

invité

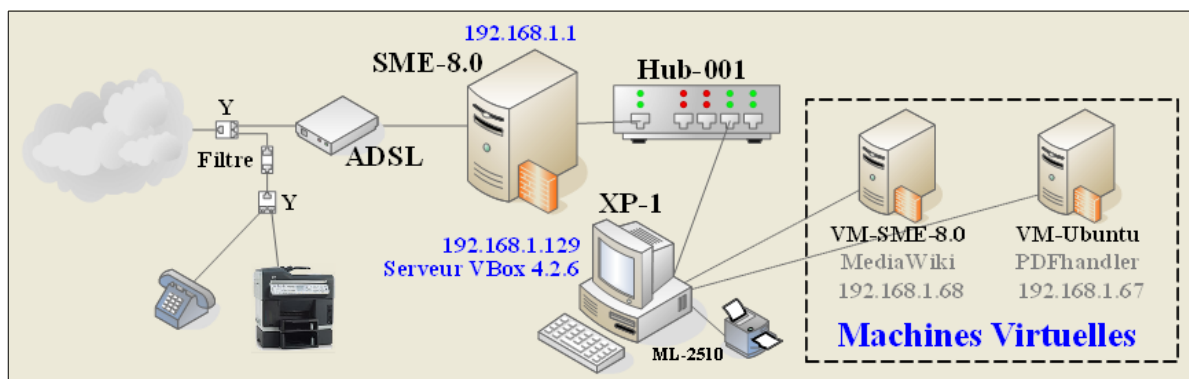
Un invité est une **VM** qui roule sous un hôte.

clac

Clic sur le bouton droit de la souris.

II- À savoir

1. Diagramme réseau



2. Installation de VirtualBox

Pour l'installation de **VirtualBox**, se référer au document suivant:

http://www.micronator.org/PDF/RF-232_SME-8.0_VirtualBox.pdf

3. Matériel utilisé

3.1. Station XP-1

Windows XP/SP3.

C'est sur cette station qu'est installé **VirtualBox-4.2.6**. On utilise aussi cette station pour tous les tests.

Adresse: **192.168.1.129**.

3.2. Serveur virtuel MediaWiki

Nous utilisons pour cette documentation un serveur virtuel **Linux SME-8.0** qui roule sous **VirtualBox-4.2.6** et qui est configuré en mode serveur uniquement.

Adresse: **192.168.1.68**.

Nom réel du serveur: **mediawiki**.

Le nom complet du serveur: **mediawiki.vm-micronator.org**.

3.2.1. Primary

I-bay principale qui contient le site la documentation de **git** dans le répertoire **http://192.168.1.68/doc** et **Wiki-Media** dans le répertoire **http://192.168.1.68/wiki**.

3.3. Serveur virtuel Ubuntu

Nous utiliserons un serveur virtuel **Ubuntu** qui roulera sous **VirtualBox-4.2.6**. Ce serveur s'occupera exclusivement de la génération des documents en format **PDF** pour l'extension **Collection**, installée sur le serveur **mediawiki**. Ce document décrit la création d'une **VM** et l'installation de ce serveur.

Adresse: **192.168.1.67**.

Nom réel du serveur: **pdfhandler**.

Le nom complet du serveur sera: **pdfhandler.vm-micronator.org**.

3.4. Serveur SME-8.0

Serveur **passerelle** pour connexion à **Internet**.

Serveur **DHCP** pour tout le réseau.

Adresse: **192.168.1.1**.

Nom réel du serveur: **dorgee**.

Le nom complet du serveur est: **dorgee.micronator.org**.

4. Nom du domaine

Le nom du domaine est **vm-micronator.org**. Ce domaine est local et n'est enregistré chez aucun registraire.

5. Groupe de travail

Le nom du Groupe de travail est: **RF232**.

6. Usagers

6.1. admin

Usager administrateur des serveurs SME.

6.2. michelandre

L'usager qui a tous les droits sur toutes les machines et qui a surtout les droits de gestion du réseau.

7. Logiciels

7.1. Station Windows

Version: Windows XP Professionnel/SP-3, français.

Référence: <http://www.microsoft.com/fr-fr/>

7.2. VirtualBox

Version: 4.2.6.

Référence: <https://www.virtualbox.org/>

7.3. Serveur SME

Version: 8.0.

Référence: http://wiki.contribs.org/Main_Page/fr

7.4. Serveur Ubuntu

Version: 10.04.4 (Lucid Lynx).

Référence: <http://releases.ubuntu.com/lucid/>

7.5. git

Version 1.8.0.2 du 2012-12-10.

Référence: <http://code.google.com/p/git-core/downloads/list>

7.6. MediaWiki

1.21alpha.

Référence: <https://gerrit.wikimedia.org/r/p/mediawiki/core.git>

7.7. PuTTY

Téléchargement: <http://www.chiark.greenend.org.uk/~sgtatham/putty/download.html>

7.8. WinSCP

Téléchargement: <http://winscp.net/eng/translations.php>

III- Prérequis

1. Ubuntu

1.1. Téléchargement

On se rend à l'adresse suivante pour le téléchargement: <http://releases.ubuntu.com/lucid/>

Cliquer **PC (Intel x86) server install CD** pour un PC 32 bits.

Server install CD

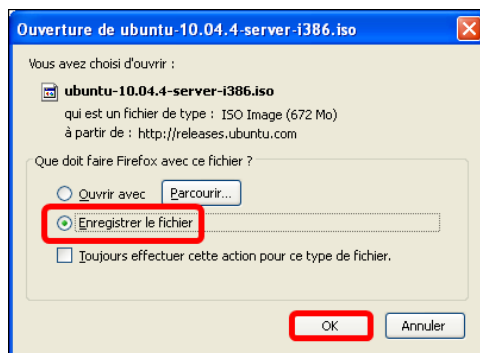
The server install CD allows you to install Ubuntu permanently on a computer for use as a server. It will not install a graphical user interface.

There are two images available, each for a different type of computer:

PC (Intel x86) server install CD
 For almost all PCs. This includes most machines with Intel/AMD/etc type processors and almost all computers that run Microsoft Windows based on Intel processors. Choose this if you are at all unsure.

64-bit PC (AMD64) server install CD
 Choose this to take full advantage of computers based on the AMD64 or EM64T architecture (e.g., Athlon64, Opteron, EM64T Xeon, Core AMD, or if you need full support for 32-bit code, use the Intel x86 images instead.

Enregistrer le fichier.

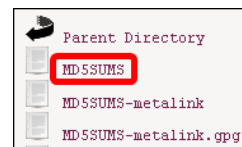


1.1.1. Somme de contrôle

Sur la même page, on clique **MD5** pour voir la somme de contrôle. On peut noter cette **somme de contrôle** pour vérifier, plus tard, l'intégrité du téléchargement.

```

445b8f9631129be5b7bc0a891d7c9e5e *ubuntu-10.04.4-alternate-amd64.iso
598b48059bafa2e0314bce8a07a9ff1f *ubuntu-10.04.4-alternate-i386.iso
1c0feea62a3ab961a90dad75c6990d21 *ubuntu-10.04.4-desktop-amd64.iso
557231ce93ae8e98e214424cb02f8761 *ubuntu-10.04.4-desktop-i386.iso
9b218654cdcdf9722171648c52f8a088 *ubuntu-10.04.4-server-amd64.iso
fc08a01e78348e3918180ea91a6883bb *ubuntu-10.04.4-server-i386.iso
306ec9de5c512aa8485b00e072710488 *wubi.exe
    
```



2. Somme de contrôle



Il est préférable de vérifier la **somme de contrôle** du fichier avant l'installation.

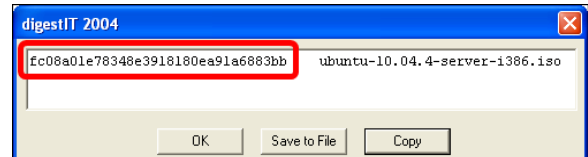
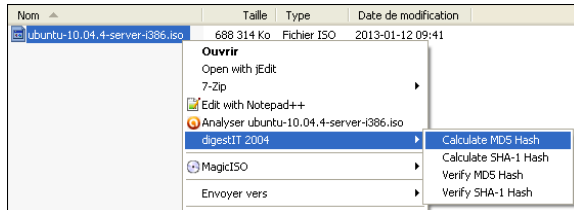
On peut descendre et installer **DigestIT 2004** pour **XP** pour calculer la **somme de contrôle**. Le site de téléchargement de **DigestIT 2004** est:

http://www.colonywest.us/index.php?option=com_content&view=article&id=46&Itemid=56.

Pour calculer la **somme de contrôle**: **clac sur le fichier | DigestIT 2004 | Calculate MD5 Hash**.

Lancer **DigestIT 2004**.

La **somme de contrôle** correspond.



3. Répertoire pour les machines virtuelles

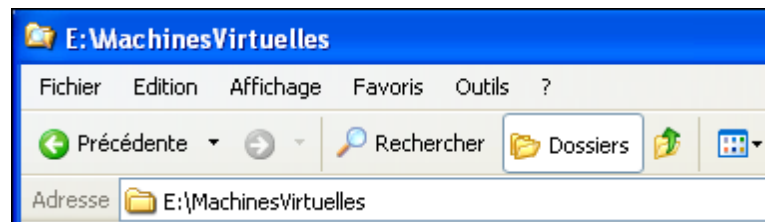


Dans le document précédent, on a créé un répertoire qui contient la machine virtuelle **MediaWiki**.

Il est préférable de créer ce répertoire dans une partition qui ne servira qu'à contenir des machines virtuelles ou mieux encore, sur un autre disque que celui du système d'exploitation.

Sur la machine hôte **XP-1**, **E:\MachinesVirtuelles** est un répertoire sur un disque **USB** externe. Ce répertoire contiendra nos **VM** sur ce disque et ainsi, il sera plus facile de transporter ces **VM** sur un autre poste de travail, voir même sur un serveur Linux.

Le répertoire peut être n'importe où pourvu qu'il y ait assez d'espace libre pour contenir nos futures **VM**.



IV- Installation d'Ubuntu-10.04.4

1. Création de la machine virtuelle

Nous allons créer une machine virtuelle **Ubuntu-10.04.4**.

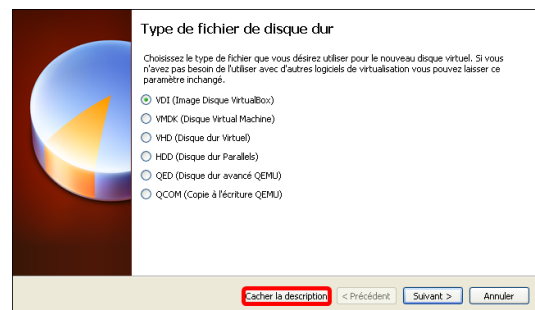
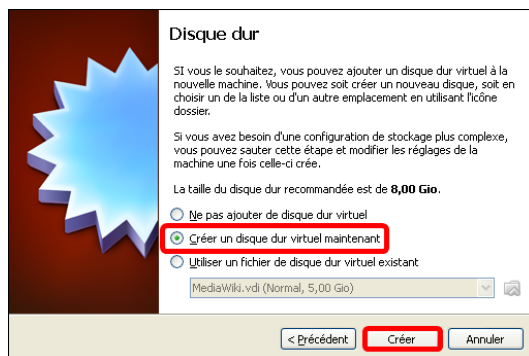
- Nom réel du serveur: **pdfhandler**.
- Le nom complet du serveur: **pdfhandler.vm-micronator.org**.
- Mémoire: **1024 MB**.
- Disque: **5 GB**.
- Adresse: **192.168.1.67**.

On lance VirtualBox.

Machine | **Nouvelle** | **Nom:** PDFHandler | **Type:** Linux | **Version:** Ubuntu | **Suivant >** | 1024 | **Suivant >**.



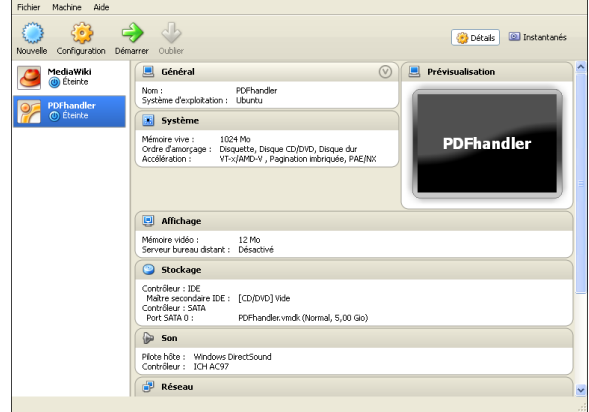
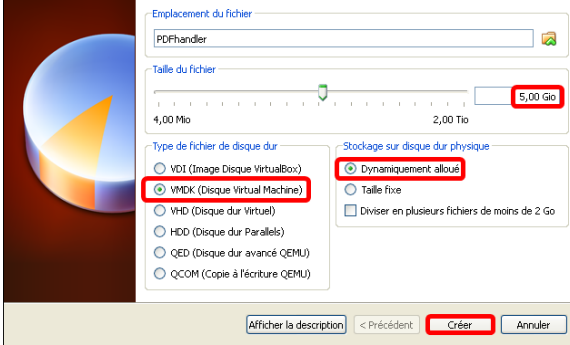
Créer un disque dur virtuel maintenant | **Créer** | **Cacher la description**.



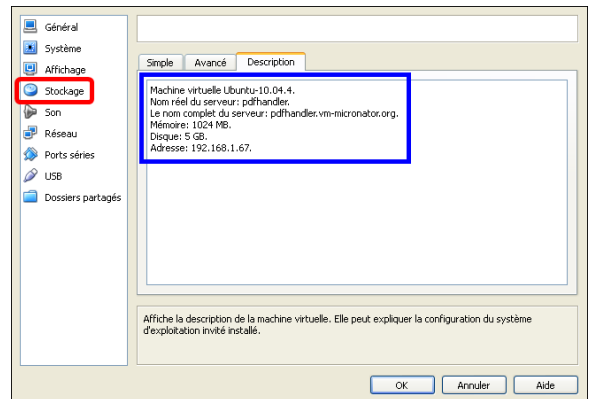
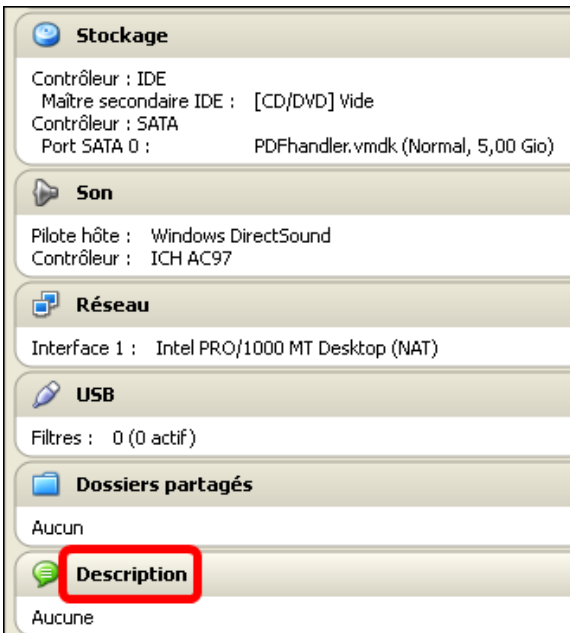


Nous allons utiliser **VMDK** comme type de fichier de disque dur. De cette façon, on pourra faire une copie de cette machine virtuelle sur notre autre serveur **Linux** qui roule **VMware Workstation**.

5 Gio | VMDK (Disque Virtual Machine) | Dynamiquement alloué | Créer.

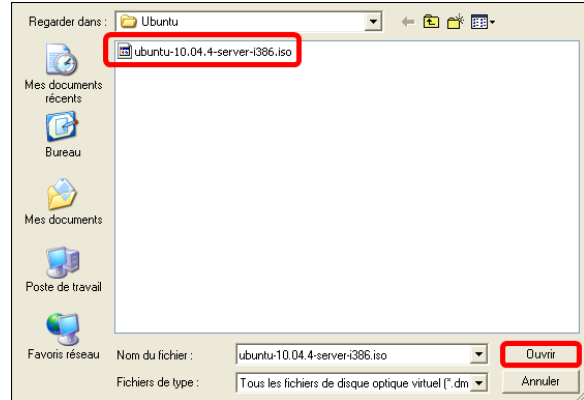
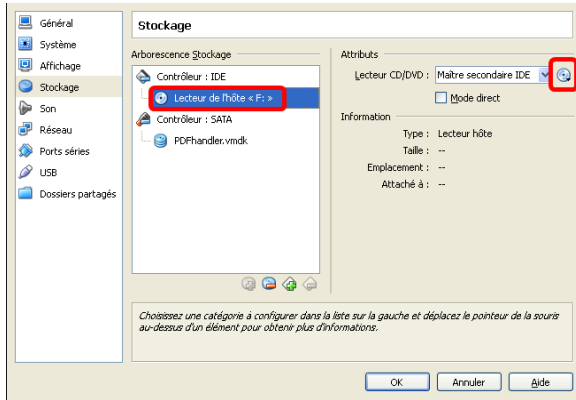


Description | Entrer une description | ensuite cliquer **Stockage**.

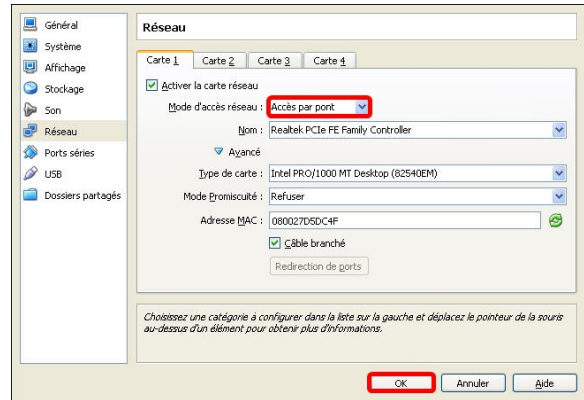
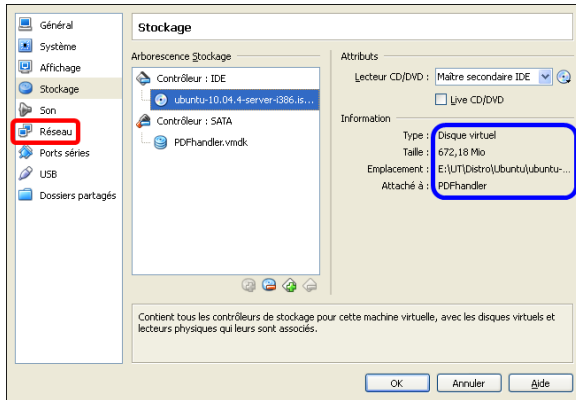


Nous allons relier le fichier ISO d'Ubuntu-10.04.4 au lecteur CD/DVD de la machine virtuelle. Lorsque celle-ci démarrera, elle s'amorcera avec le CD d'Ubuntu.

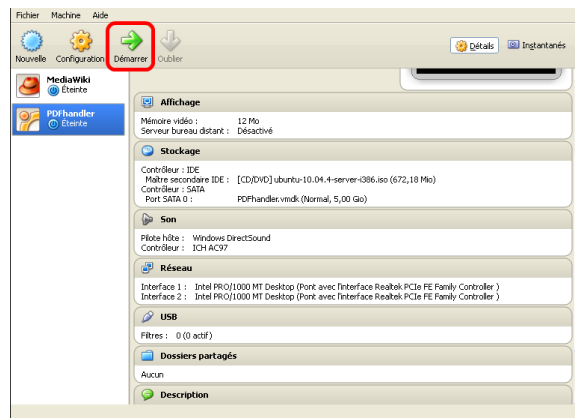
Arborescence Stockage choisir Vide | Attributs Lecteur CD/DVD cliquer l'icône du CD | Choisissez un fichier de CD/DVD virtuel... | naviguer jusqu'au fichier ISO d'Ubuntu, sélectionner-le | Ouvrir.



Au retour, cliquer Réseau | Choisir Accès par pont OK.



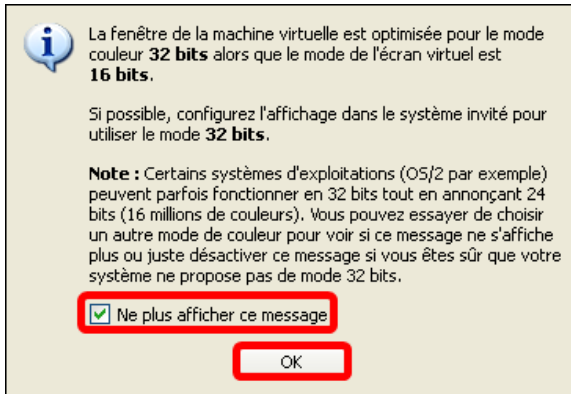
Démarrer pour amorcer la machine virtuelle.



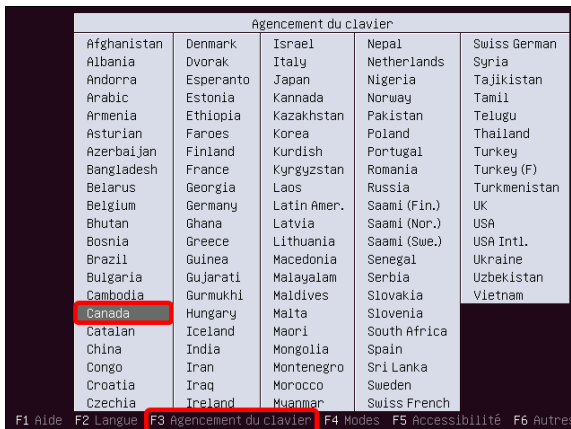
2. Installation d'Ubuntu

Si la VM n'est pas déjà lancée, menu **Machine** | **Démarrer** ou sélectionner la **VM** | *cliquer l'icône de démarrage*.

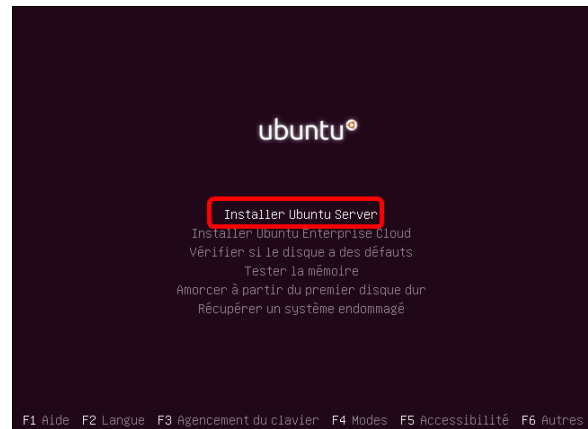
Un message d'information s'affiche, cocher **Ne plus afficher ce message** et cliquer **OK** | **Choisir Français** et faire **RETOUR**.



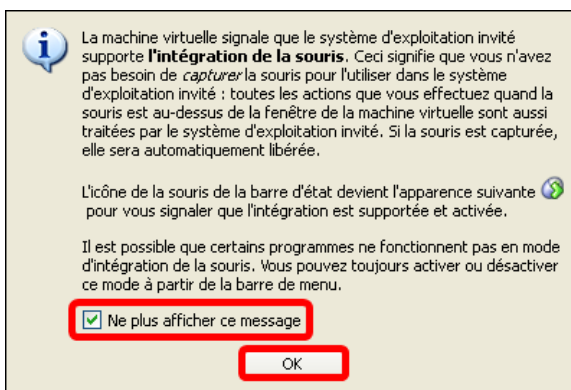
F3 | Canada.



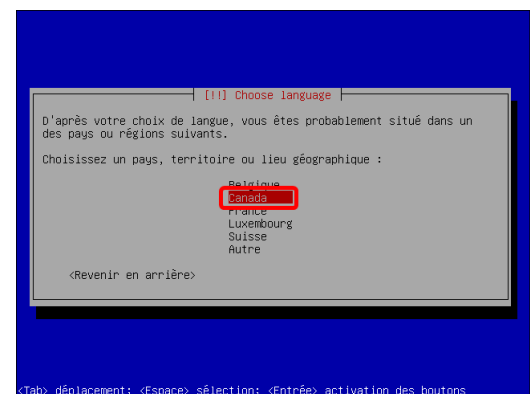
Installer Ubuntu Server | RETOUR.

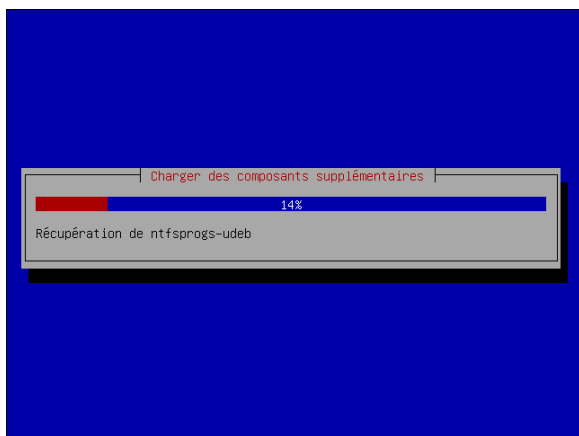


Cocher **Ne plus afficher ce message** | **OK**.

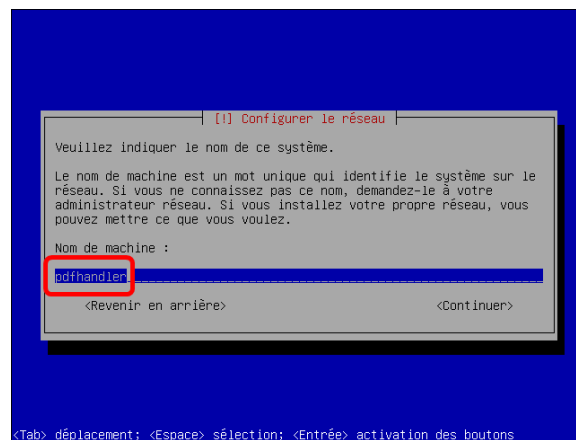


Canada | **RETOUR**.

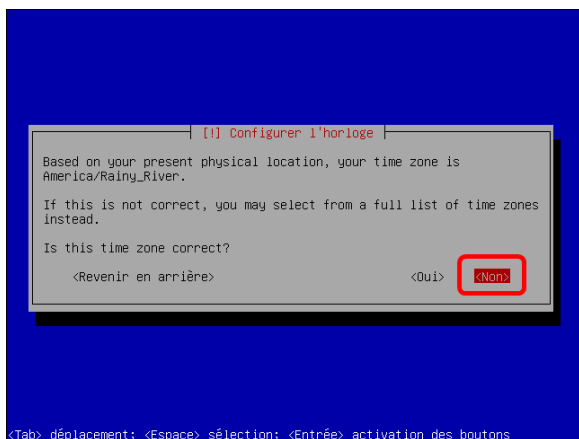




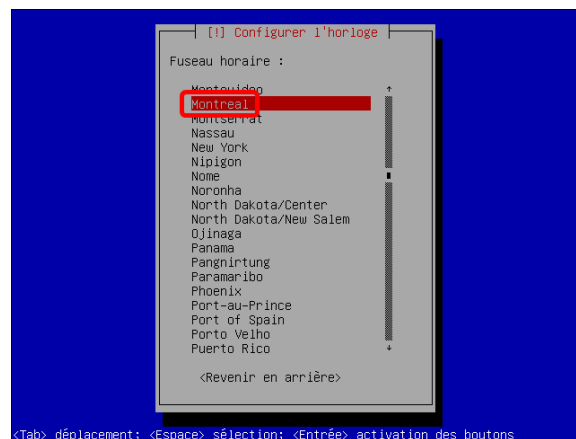
pdfhandler | RETOUR.



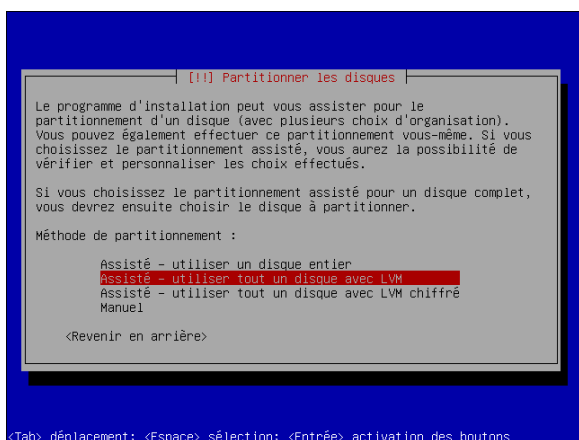
Non | RETOUR.



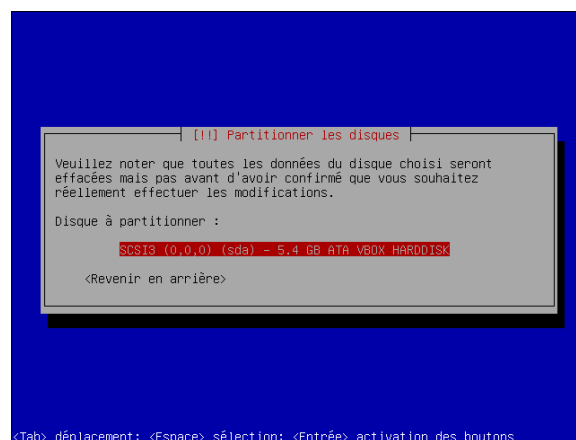
Montreal | RETOUR.



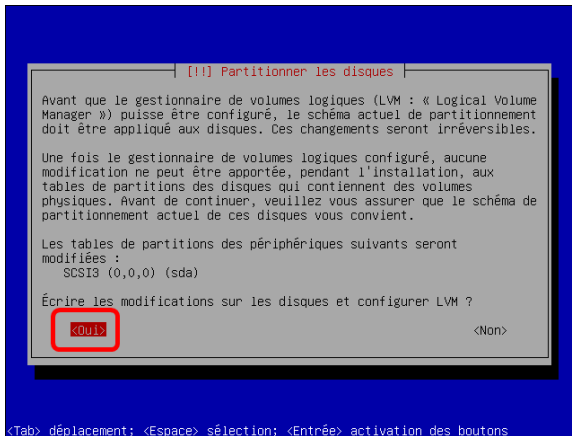
RETOUR.



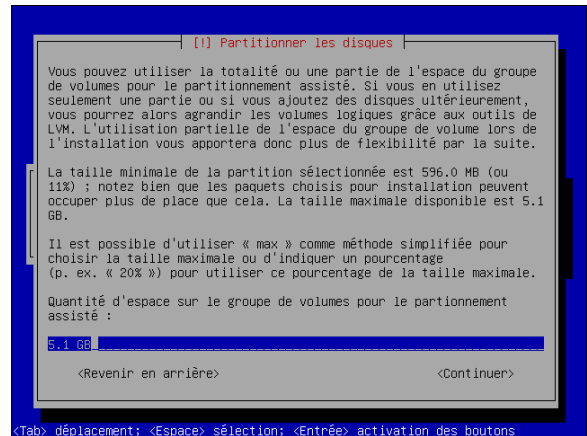
OK | RETOUR.



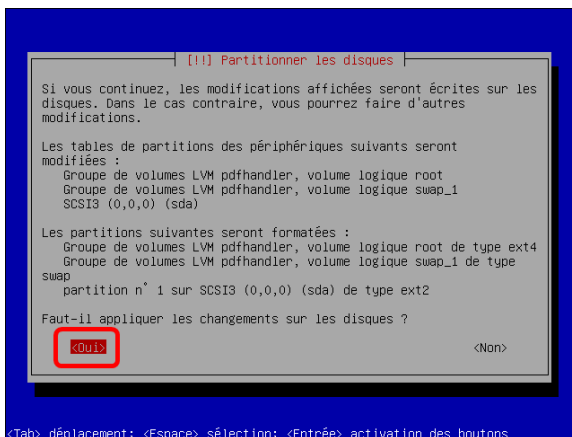
Oui | RETOUR.



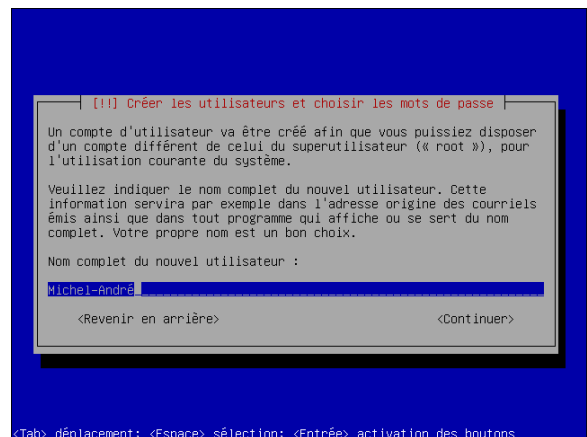
RETOUR.



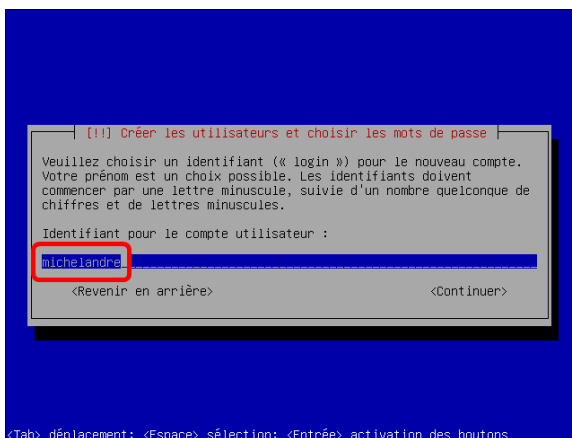
Oui | RETOUR.



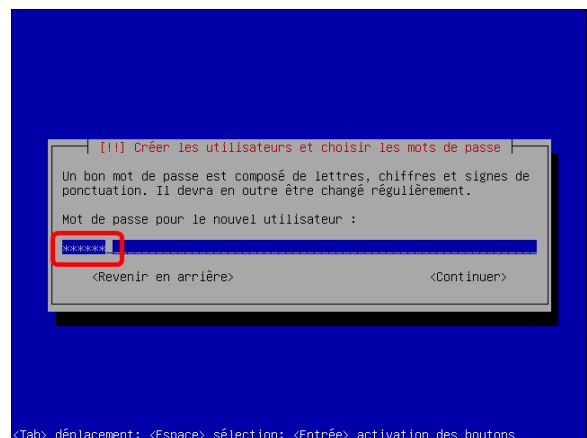
Michel-André | RETOUR.



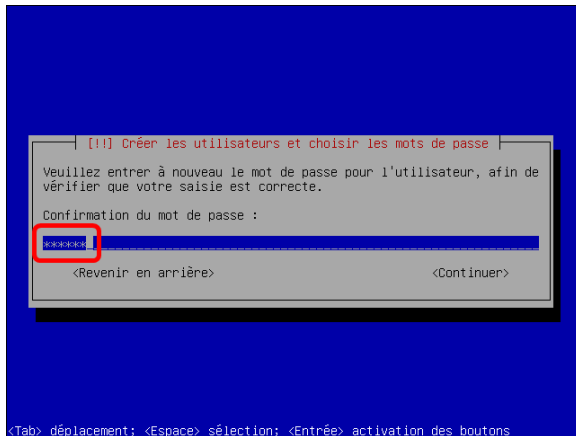
michelandre | RETOUR.



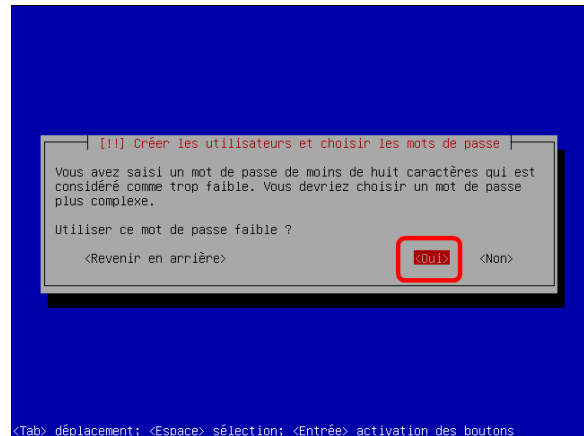
Mot de passe | RETOUR.



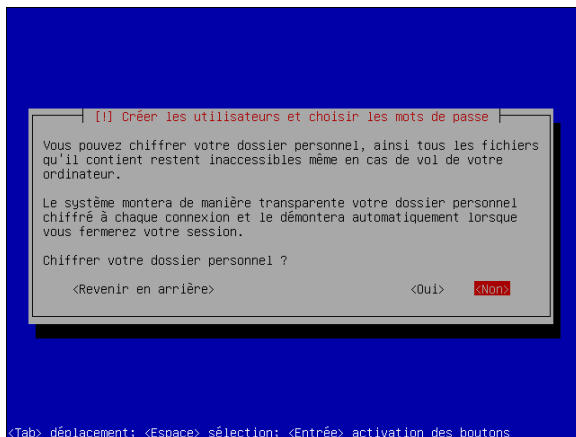
Mot de passe | RETOUR.



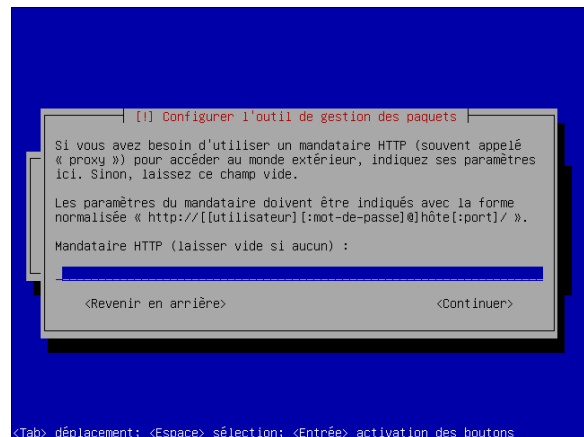
Oui | RETOUR.



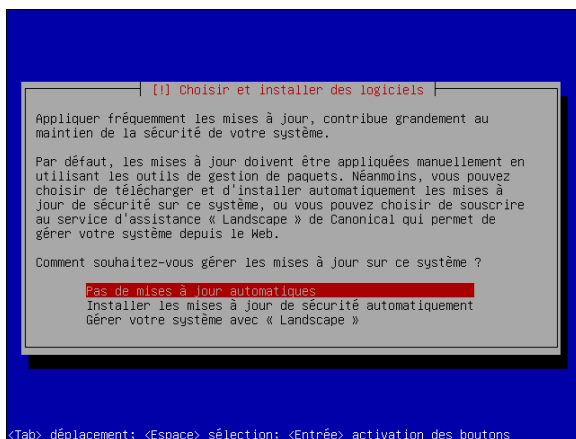
Non | RETOUR.



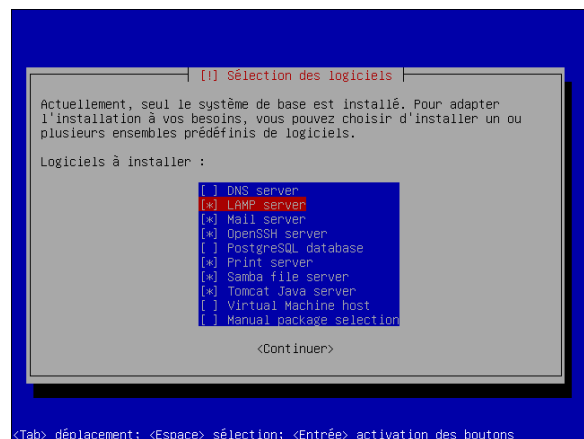
RETOUR.



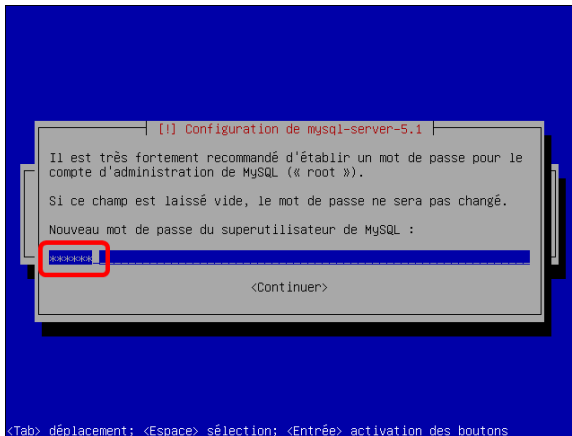
Pas de mise à jour automatique | RETOUR.



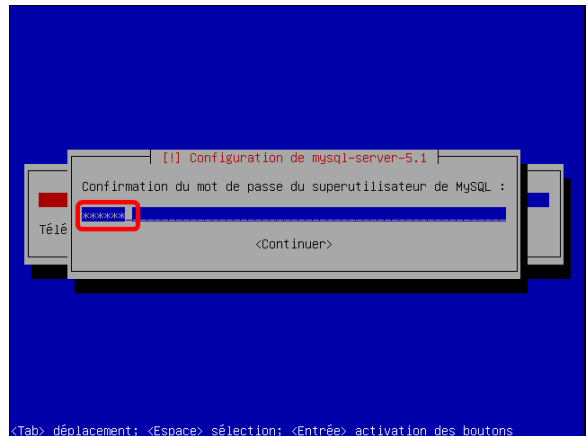
LAMP server, Mail server, OpenSSH server, Print server, Samba file server, Tomcat Java server | RETOUR.



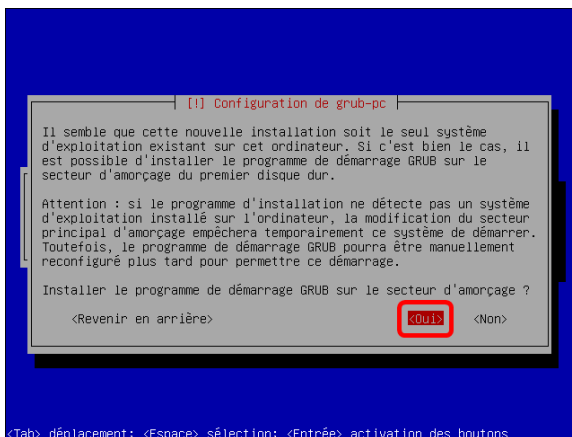
Mot de passe | RETOUR.



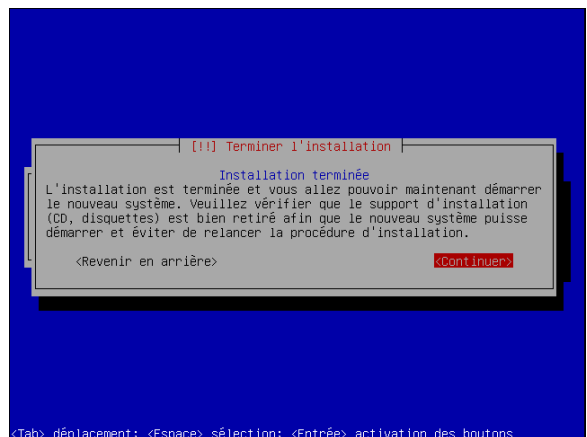
Mot de passe | RETOUR.



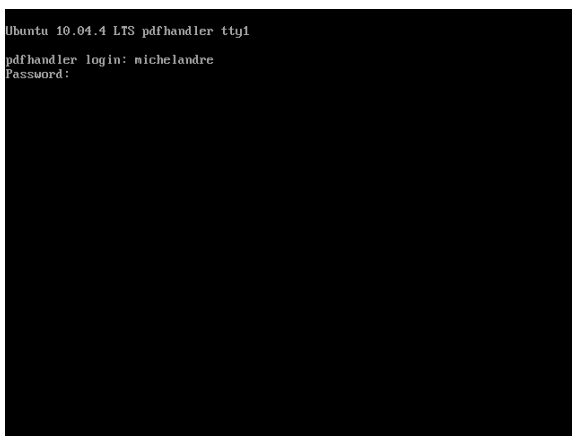
Oui | RETOUR.



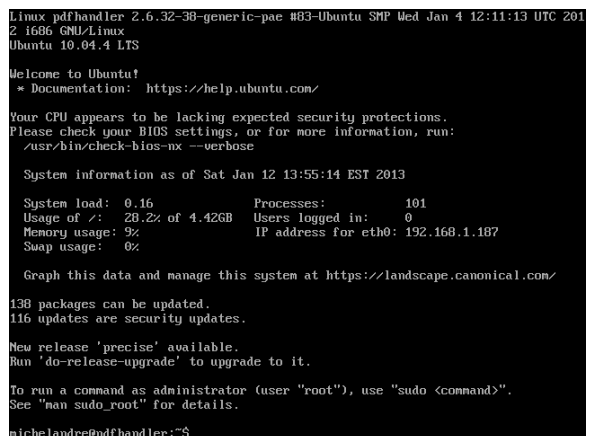
RETOUR.



On peut se logger.



On est logué.



On repart le service réseau.

```
sudo /etc/init.d/networking restart
```

5. ssh

On autorise la connexion **ssh**.

On fait une copie du fichier de configuration de **ssh**.

```
sudo cp /etc/ssh/sshd_config /etc/ssh/sshd_config.original
```

On édite le fichier de configuration de **ssh**.

```
vim /etc/ssh/sshd_config
```

On remplace le contenu du fichier par ce qui suit.

```
Host *
Port 22
Protocol 2
Cipher blowfish
Ciphers arcfour256,blowfish-cbc,aes256-cbc,aes192-cbc,aes128-cbc,3des-cbc,cast128-
cbc,arcfour
GSSAPIAuthentication yes
#ForwardX11 no
# If this option is set to yes then remote X11 clients will have full access
# to the original X11 display. As virtually no X11 client supports the untrusted
# mode correctly we set this to yes.
ForwardX11Trusted yes
# Send locale-related environment variables
SendEnv LANG LC_CTYPE LC_NUMERIC LC_TIME LC_COLLATE LC_MONETARY LC_MESSAGES
SendEnv LC_PAPER LC_NAME LC_ADDRESS LC_TELEPHONE LC_MEASUREMENT
SendEnv LC_IDENTIFICATION LC_ALL
```

On repart le service **ssh** pour qu'il tienne compte des nouveaux paramètres.

```
service ssh restart
```

On se rend à la console d'un autre serveur i.e. **mediawiki** et on vérifie si on peut se connecter au serveur **pdf-handler**.

```
[root@mediawiki ~]# ssh michelandre@192.168.1.67
The authenticity of host '192.168.1.67 (192.168.1.67)' can't be established.
RSA key fingerprint is 3f:dc:fa:e8:c2:b1:e7:26:f6:39:5a:8f:e1:a2:64:36.
Are you sure you want to continue connecting (yes/no)? yes
Warning: Permanently added '192.168.1.67' (RSA) to the list of known hosts.
michelandre@192.168.1.67's password:
Linux pdfhandler 2.6.32-38-generic-pae #83-Ubuntu SMP Wed Jan 4 12:11:13 UTC 2012 i686
GNU/Linux
Ubuntu 10.04.4 LTS

Welcome to Ubuntu!
* Documentation: https://help.ubuntu.com/

Your CPU appears to be lacking expected security protections.
Please check your BIOS settings, or for more information, run:
  /usr/bin/check-bios-nx --verbose

System information as of Sat Jan 12 15:49:00 EST 2013
```

```
System load: 0.68          Processes:           89
Usage of /: 32.8% of 4.42GB Users logged in:      2
Memory usage: 15%         IP address for eth0: 192.168.1.67
Swap usage: 0%

Graph this data and manage this system at https://landscape.canonical.com/

New release 'precise' available.
Run 'do-release-upgrade' to upgrade to it.

Last login: Sat Jan 12 15:29:20 2013
michelandre@pdfhandler:~$
```

On vérifie.

```
michelandre@pdfhandler:~$ hostname
pdfhandler
michelandre@pdfhandler:~$
```

On vérifie une deuxième fois.

```
michelandre@pdfhandler:~$ ifconfig eth0
eth0      Link encap:Ethernet  HWaddr 08:00:27:d5:dc:4f
          inet adr:192.168.1.67  Bcast:192.168.1.255  Masque:255.255.255.0
          adr inet6: fe80::a00:27ff:fed5:dc4f/64  Scope:Lien
          UP BROADCAST RUNNING MULTICAST  MTU:1500  Metric:1
          Packets reçus:3581 erreurs:0 :0 overruns:0 frame:0
          TX packets:2063 errors:0 dropped:0 overruns:0 carrier:0
          collisions:0 lg file transmission:1000
          Octets reçus:4873848 (4.8 MB) Octets transmis:160804 (160.8 KB)

michelandre@pdfhandler:~$
```

6. Mot de passe de root

On ajuste le mot de passe de root sur pdfhandler.

```
michelandre@pdfhandler:~$ sudo passwd root
[sudo] password for michelandre: mot-de-passe-de-michelandre
Entrez le nouveau mot de passe UNIX : nouveau-mot-de-passe-de-root
Retapez le nouveau mot de passe UNIX :nouveau-mot-de-passe-de-root
passwd: password updated successfully
michelandre@pdfhandler:~$
```

On sort du ssh de michelandre.

```
michelandre@pdfhandler:~$ exit
logout
Connection to 192.168.1.67 closed.
[root@mediawiki ~]#
```

On vérifie si root peut se connecter en ssh.

```
[root@mediawiki ~]# ssh root@192.168.1.67
The authenticity of host '192.168.1.67 (192.168.1.67)' can't be established.
RSA key fingerprint is 3f:dc:fa:e8:c2:b1:e7:26:f6:39:5a:8f:el:a2:64:36.
Are you sure you want to continue connecting (yes/no)? yes
Warning: Permanently added '192.168.1.67' (RSA) to the list of known hosts.
root@192.168.1.67's password:
Linux pdfhandler 2.6.32-38-generic-pae #83-Ubuntu SMP Wed Jan 4 12:11:13 UTC 2012 i686
GNU/Linux
```

Installation d'Ubuntu-10.04.4

```
Ubuntu 10.04.4 LTS

Welcome to Ubuntu!
* Documentation: https://help.ubuntu.com/

Your CPU appears to be lacking expected security protections.
Please check your BIOS settings, or for more information, run:
  /usr/bin/check-bios-nx --verbose

System information as of Sat Jan 12 16:04:03 EST 2013

System load: 0.24          Processes:            89
Usage of /:  32.8% of 4.42GB Users logged in:         2
Memory usage: 15%         IP address for eth0: 192.168.1.67
Swap usage:  0%

Graph this data and manage this system at https://landscape.canonical.com/

New release 'precise' available.
Run 'do-release-upgrade' to upgrade to it.

Last login: Sat Jan 12 16:02:17 2013 from pc-00066.micronator.org
root@pdfhandler:~#
```



Victoire totale, hissons la bannière de la victoire.

Crédits

© 2013 **RF-232**.

Auteur: **Michel-André Robillard CLP**

Remerciement: **Tous les contributeurs GNU/GPL.**

Intégré par: **Michel-André Robillard CLP**

Contact: **michelandre at micronator.org**

Répertoire de ce document: E:\000_DocPourRF232_general\RF-232_Ubuntu-10-04-4\RF-232_Ubuntu-10-04-4_2013-01-17_17h24.odt

Historique des modifications:

<i>Version</i>	<i>Date</i>	<i>Commentaire</i>	<i>Auteur</i>
0.0.1	2013-01-12	Début.	M.-A. Robillard
0.0.2	2013-01-13	Ajout de la sélection du Print Server lors de l'installation	M.-A. Robillard

Index

1		
1.21alpha.....	9	
1024.....	12	
1024 MB.....	12	
192.168.1.1.....	8	
192.168.1.129.....	7	
192.168.1.67.....	8, 12	
192.168.1.68.....	7	
2		
2012-12-10.....	9	
5		
5 GB.....	12	
5 Gio.....	13	
A		
À savoir.....	7	
Accès par pont.....	14	
address 192.168.1.67.....	20	
admin.....	8	
Adresse.....	20	
Arborescence.....	14	
astuce.....	5	
Attributs.....	14	
auto eth0.....	20	
Avertissement.....	2	
AVIS DE NON-RESPONSABILITÉ.....	2	
B		
broadcast 192.168.1.255.....	20	
C		
Cacher la description.....	12	
CD/DVD.....	14	
Choisissez un fichier.....	14	
Cipher blowfish.....	21	
clac.....	6	
Collection.....	5	
Commentaire.....	25	
Conventions.....	5	
CR/LF.....	5	
Création de la machine virtuelle...12		
Crédits.....	25	
Créer un disque dur.....	12	
D		
Description générale.....	5	
DHCP.....	8	
Diagramme réseau.....	7	
DigestIT 2004.....	11	
Disque.....	12	
disque dur virtuel.....	12	
Disque Virtual Machine.....	13	
dorgee.....	8	
Dynamiquement alloué.....	13	
E		
E:\MachinesVirtuelles.....	11	
étape.....	5	
exit.....	22	
F		
ForwardX11Trusted yes.....	21	
FTP.....	5	
G		
gateway 192.168.1,1.....	20	
git.....	7	
Groupe de travail.....	8	
H		
hostname.....	22	
hôte.....	6	
http://192.168.1.68/doc.....	7	
http://192.168.1.68/wiki.....	7	
I		
icône de démarrage.....	15	
iface eth0 inet static.....	20	
ifconfig eth0.....	22	
Installation d'Ubuntu.....	12	
Installer Ubuntu Server.....	15	
intégrité.....	10	
Internet.....	8	
Introduction.....	5	
invité.....	6	
ISO d'Ubuntu-10.04.4.....	14	
L		
LAMP server.....	18	
Lexique.....	6	
Linux SME-8.0.....	7	
Logiciels.....	8	
M		
Mac OS X.....	6	
machine virtuelle.....	6	
Mail server.....	18	
Manipulation.....	5	
Matériel utilisé.....	7	
MD5.....	10	
mediawiki.....	7, 8	
MediaWiki.....	5, 9	
mediawiki.vm-micronator.org.....	7	
Mémoire.....	12	
Michel-André.....	17	
michelandre.....	8, 17	
michelandre@pdfhandler:~\$.....	22	
Mise à jour.....	20	
Montreal.....	16	
Mot de passe.....	17	
Mot de passe de root.....	22	
N		
Ne plus afficher ce message.....	15	
netmask 255.255.255.0.....	20	
network 192.168.1.0.....	20	
networking restart.....	21	
Nom du domaine.....	8	
non-complété.....	5	
non-vérifié.....	5	
note.....	5	
Note au lecteur.....	5	
nouveau-mot-de-passe-de-root....22		
O		
OpenSSH server.....	18	
Oracle.....	6	
P		
passerelle.....	8	
PC (Intel x86) server install CD...10		
PC 32 bits.....	10	
PDF.....	5	

pdfhandler.....	8, 12, 22	ssh root@192.168.1.67.....	22	W	
Port 22.....	21	sshd_config.original.....	21	Welcome to Ubuntu!.....	21
Prérequis.....	10	Station XP-1.....	7	WikiMedia.....	7
Primary.....	7	Stockage.....	13	WinSCP.....	9
Print server.....	18	sudo apt-get update.....	20		
procédure.....	5	sudo apt-get upgrade.....	20	X	
PuTTY.....	9	sudo vi.....	20	XP Professionnel.....	8
				XP/SP-3.....	5
R				XP/SP3.....	7
recommandation.....	5	T		.	
Répertoire pour les machines		Téléchargement.....	10	.deb.....	6
virtuelles.....	11	Tomcat Java server.....	18	.micronator.org.....	8
Réseau.....	14			.rpm.....	6
RF232.....	8	U		.vm-micronator.org.....	8, 12
		Ubuntu.....	5		
S		Ubuntu-10.04.4.....	12	[
Samba file server.....	18	Usagers.....	8	[root@mediawiki ~].....	21
Serveur SME-8.0.....	8	USB.....	11	[root@mediawiki ~]#.....	22
Serveur virtuel MediaWiki.....	7	V		/	
Serveur virtuel Ubuntu.....	8	Version 1.8.0.2.....	9	/etc/ssh/sshd_config.....	21
service ssh restart.....	21	Victoire.....	23		
SME-8.0.....	5	Virtual Machine.....	6	©	
Solaris.....	6	VirtualBox.....	5, 6	© RF-232.....	2
somme de contrôle.....	10	VirtualBox-4.2.6.....	7		
Somme de contrôle.....	10, 11	VM.....	6		
source.....	6	VMDK.....	13		
ssh.....	21	VMware Workstation.....	13		

GNU Free Documentation License

Version 1.3, 3 November 2008

Copyright (C) 2000, 2001, 2002, 2007, 2008 Free Software Foundation, Inc.

<http://fs.org/>.
Everyone is permitted to copy and distribute verbatim copies of this license document, but changing it is not allowed.

0. PREAMBLE

The purpose of this License is to make a manual, textbook, or other functional and useful document "free" in the sense of freedom: to assure everyone the effective freedom to copy and redistribute it, with or without modifying it, either commercially or noncommercially. Secondly, this License preserves for the author and publisher a way to get credit for their work, while not being considered responsible for modifications made by others.

This License is a kind of "copyleft", which means that derivative works of the document must themselves be free in the same sense. It complements the GNU General Public License, which is a copyleft license designed for free software.

We have designed this License in order to use it for manuals for free software, because free software needs free documentation: a free program should come with manuals providing the same freedoms that the software does. But this License is not limited to software manuals; it can be used for any textual work, regardless of subject matter or whether it is published as a printed book. We recommend this License principally for works whose purpose is instruction or reference.

1. APPLICABILITY AND DEFINITIONS

This License applies to any manual or other work, in any medium, that contains a notice placed by the copyright holder saying it can be distributed under the terms of this License. Such a notice grants a world-wide, royalty-free license, unlimited in duration, to use that work under the conditions stated herein. The "Document", below, refers to any such manual or work. Any member of the public is a licensee, and is addressed as "you". You accept the license if you copy, modify or distribute the work in a way requiring permission under copyright law.

A "Modified Version" of the Document means any work containing the Document or a portion of it, either copied verbatim, or with modifications and/or translated into another language.

A "Secondary Section" is a named appendix or a front-matter section of the Document that deals exclusively with the relationship of the publishers or authors of the Document to the Document's overall subject (or to related matters) and contains nothing that could fall directly within that overall subject. (Thus, if the Document is in part a textbook of mathematics, a Secondary Section may not explain any mathematics.) The relationship could be a matter of historical connection with the subject or with related matters, or of legal, commercial, philosophical, ethical or political position regarding them.

The "Invariant Sections" are certain Secondary Sections whose titles are designated, as being those of Invariant Sections, in the notice that says that the Document is released under this License. If a section does not fit the above definition of Secondary then it is not allowed to be designated as Invariant. The Document may contain zero Invariant Sections. If the Document does not identify any Invariant Sections then there are none.

The "Cover Texts" are certain short passages of text that are listed, as Front-Cover Texts or Back-Cover Texts, in the notice that says that the Document is released under this License. A Front-Cover Text may be at most 5 words, and a Back-Cover Text may be at most 25 words.

A "Transparent" copy of the Document means a machine-readable copy, represented in a format whose specification is available to the general public, that is suitable for revising the document straightforwardsly with generic text editors or (for images composed of pixels) generic paint programs or (for drawings) some widely available drawing editor, and that is suitable for input to text formatters or for automatic translation to a variety of formats suitable for input to text formatters. A copy made in an otherwise Transparent file format whose markup, or absence of markup, has been arranged to thwart or discourage subsequent modification by readers is not Transparent. An image format is not Transparent if used for any substantial amount of text. A copy that is not "Transparent" is called "Opaque".

Examples of suitable formats for Transparent copies include plain ASCII without markup, Texinfo input format, LaTeX input format, SGML or XML using a publicly available DTD, and standard-conforming simple HTML, PostScript or PDF designed for human modification. Examples of transparent image formats include PNG, XCF and JPG. Opaque formats include proprietary formats that can be read and edited only by proprietary word processors, SGML or XML for which the DTD and/or processing tools are not generally available, and the machine-generated HTML, PostScript or PDF produced by some word processors for output purposes only.

The "Title Page" means, for a printed book, the title page itself, plus such following pages as are needed to hold, legibly, the material this License requires to appear in the title page. For works in formats which do not have any title page as such, "Title Page" means the text near the most prominent appearance of the work's title, preceding the beginning of the body of the text.

The "publisher" means any person or entity that distributes copies of the Document to the public.

A section "Entitled XYZ" means a named subunit of the Document whose title either is precisely XYZ or contains XYZ in parentheses following

text that translates XYZ in another language. (Here XYZ stands for a specific section name mentioned below, such as "Acknowledgements", "Dedications", "Endorsements", or "History".) To "Preserve the Title" of such a section when you modify the Document means that it remains a section "Entitled XYZ" according to this definition.

The Document may include Warranty Disclaimers next to the notice which states that this License applies to the Document. These Warranty Disclaimers are considered to be included by reference in this License, but only as regards disclaiming warranties; any other implication that these Warranty Disclaimers may have is void and has no effect on the meaning of this License.

2. VERBATIM COPYING

You may copy and distribute the Document in any medium, either commercially or noncommercially, provided that this License, the copyright notices, and the license notice saying this License applies to the Document are reproduced in all copies, and that you add no other conditions whatsoever to those of this License. You may not use technical measures to obstruct or control the reading or further copying of the copies you make or distribute. However, you may accept compensation in exchange for copies. If you distribute a large enough number of copies you must also follow the conditions in section 3.

You may also lend copies, under the same conditions stated above, and you may publicly display copies.

3. COPYING IN QUANTITY

If you publish printed copies (or copies in media that commonly have printed covers) of the Document, numbering more than 100, and the Document's license notice requires Cover Texts, you must enclose the copies in covers that carry, clearly and legibly, all these Cover Texts: Front-Cover Texts on the front cover, and Back-Cover Texts on the back cover. Both covers must also clearly and legibly identify you as the publisher of these copies. The front cover must present the full title with all words of the title equally prominent and visible. You may add other material on the covers in addition. Copying with changes limited to the covers, as long as they preserve the title of the Document and satisfy these conditions, can be treated as verbatim copying in other respects.

If the required texts for either cover are too voluminous to fit legibly, you should put the first ones listed (as many as fit reasonably) on the actual cover, and continue the rest onto adjacent pages.

If you publish or distribute Opaque copies of the Document numbering more than 100, you must either include a machine-readable Transparent copy along with each Opaque copy, or state in or with each Opaque copy a computer-network location from which the general network-using public has access to download using public-standard network protocols a complete Transparent copy of the Document, free of added material. If you use the latter option, you must take reasonably prudent steps, when you begin distribution of Opaque copies in quantity, to ensure that this Transparent copy will remain thus accessible at the stated location until at least one year after the last time you distribute an Opaque copy (directly or through your agents or retailers) of that edition to the public.

It is requested, but not required, that you contact the authors of the Document well before redistributing any large number of copies, to give them a chance to provide you with an updated version of the Document.

4. MODIFICATIONS

You may copy and distribute a Modified Version of the Document under the conditions of sections 2 and 3 above, provided that you release the Modified Version under precisely this License, with the Modified Version filling the role of the Document, thus licensing distribution and modification of the Modified Version to whoever possesses a copy of it. In addition, you must do these things in the Modified Version:

- Use in the Title Page (and on the covers, if any) a title distinct from that of the Document, and from those of previous versions (which should, if there were any, be listed in the History section of the Document). You may use the same title as a previous version if the original publisher of that version gives permission.
- List on the Title Page, as authors, one or more persons or entities responsible for authorship of the modifications in the Modified Version, together with at least five of the principal authors of the Document (all of its principal authors, if it has fewer than five), unless they release you from this requirement.
- State on the Title page the name of the publisher of the Modified Version, as the publisher.
- Preserve all the copyright notices of the Document.
- Add an appropriate copyright notice for your modifications adjacent to the other copyright notices.
- Include, immediately after the copyright notices, a license notice giving the public permission to use the Modified Version under the terms of this License, in the form shown in the Addendum below.
- Preserve in that license notice the full lists of Invariant Sections and required Cover Texts given in the Document's license notice.
- Include an unaltered copy of this License.
- Preserve the section Entitled "History", Preserve its Title, and add to it an item stating at least the title, year, new authors, and publisher of the Modified Version as given on the Title Page. If there is no section Entitled "History" in the Document, create one stating the title, year, authors, and publisher of the Document as given on its Title Page, then add an item describing the Modified Version as stated in the previous sentence.
- Preserve the network location, if any, given in the Document for public access to a Transparent copy of the Document, and likewise the network locations given in the Document for previous versions if they were based on. These may be placed in the "History" section. You may omit a network location for a work that was published at least four years before the Document itself, or if the original publisher of the version it refers to gives permission.
- For any section Entitled "Acknowledgements" or "Dedications", Preserve the Title of the section, and preserve in the section all the substance and tone of each of the contributor acknowledgements and/or dedications given therein.

- Preserve all the Invariant Sections of the Document, unaltered in their text and in their titles. Section numbers or the equivalent are not considered part of the section titles.
- Delete any section Entitled "Endorsements". Such a section may not be included in the Modified Version.
- Do not retile any existing section to be Entitled "Endorsements" or to conflict in title with any Invariant Section.
- Preserve any Warranty Disclaimers.

If the Modified Version includes new front-matter sections or appendices that qualify as Secondary Sections and contain no material copied from the Document, you may at your option designate some or all of these sections as invariant. To do this, add their titles to the list of Invariant Sections in the Modified Version's license notice. These titles must be distinct from any other section titles.

You may add a section Entitled "Endorsements", provided it contains nothing but endorsements of your Modified Version by various parties--for example, statements of peer review or that the text has been approved by an organization as the authoritative definition of a standard.

You may add a passage of up to five words as a Front-Cover Text, and a passage of up to 25 words as a Back-Cover Text, to the end of the list of Cover Texts in the Modified Version. Only one passage of Front-Cover Text and one of Back-Cover Text may be added by (or through arrangements made by) any one entity. If the Document already includes a cover text for the same cover, previously added by you or by arrangement made by the same entity you are acting on behalf of, you may not add another; but you may replace the old one, on explicit permission from the previous publisher that added the old one.

The author(s) and publisher(s) of the Document do not by this License give permission to use their names for publicity for or to assert or imply endorsement of any Modified Version.

5. COMBINING DOCUMENTS

You may combine the Document with other documents released under this License, under the terms defined in section 4 above for modified versions, provided that you include in the combination all of the Invariant Sections of all of the original documents, unmodified, and list them all as Invariant Sections of your combined work in its license notice, and that you preserve all their Warranty Disclaimers.

The combined work need only contain one copy of this License, and multiple identical Invariant Sections may be replaced with a single copy. If there are multiple Invariant Sections with the same name but different contents, make the title of each such section unique by adding at the end of it, in parentheses, the name of the original author or publisher of that section if known, or else a unique number. Make the same adjustment to the section titles in the list of Invariant Sections in the license notice of the combined work.

In the combination, you must combine any sections Entitled "History" in the various original documents, forming one section Entitled "History"; likewise combine any sections Entitled "Acknowledgements", and any sections Entitled "Dedications". You must delete all sections Entitled "Endorsements".

6. COLLECTIONS OF DOCUMENTS

You may make a collection consisting of the Document and other documents released under this License, and replace the individual copies of this License in the various documents with a single copy that is included in the collection, provided that you follow the rules of this License for verbatim copying of each of the documents in all other respects.

You may extract a single document from such a collection, and distribute it individually under this License, provided you insert a copy of this License into the extracted document, and follow this License in all other respects regarding verbatim copying of that document.

7. AGGREGATION WITH INDEPENDENT WORKS

A compilation of the Document or its derivatives with other separate and independent documents or works, in or on a volume of a storage or distribution medium, is called an "aggregate" if the copyright resulting from the compilation is not used to limit the legal rights of the compilation's users beyond what the individual works permit. When the Document is included in an aggregate, this License does not apply to the other works in the aggregate which are not themselves derivative works of the Document.

If the Cover Text requirement of section 3 is applicable to these copies of the Document, then if the Document is less than one half of the entire aggregate, the Document's Cover Texts may be placed on covers that bracket the Document within the aggregate, or the electronic equivalent of covers if the Document is in electronic form. Otherwise they must appear on printed covers that bracket the whole aggregate.

8. TRANSLATION

Translation is considered a kind of modification, so you may distribute translations of the Document under the terms of section 4. Replacing Invariant Sections with translations requires special permission from their copyright holders, but you may include translations of some or all Invariant Sections in addition to the original versions of these Invariant Sections. You may include a translation of this License, and all the license notices in the Document, and any Warranty Disclaimers, provided that you also include the original English version of this License and the original versions of those notices and disclaimers. In case of a disagreement between the translation and the original version of this License or a notice or disclaimer, the original version will prevail.

If a section in the Document is Entitled "Acknowledgements", "Dedications", or "History", the requirement (section 4) to Preserve its Title (section 1) will typically require changing the actual

title.

9. TERMINATION

You may not copy, modify, sublicense, or distribute the Document except as expressly provided under this License. Any attempt otherwise to copy, modify, sublicense, or distribute it is void, and will automatically terminate your rights under this License.

However, if you cease all violation of this License, then your license from a particular copyright holder is reinstated (a) provisionally, unless and until the copyright holder explicitly and finally terminates your license, and (b) permanently, if the copyright holder fails to notify you of the violation by some reasonable means prior to 60 days after the cessation.

Moreover, your license from a particular copyright holder is reinstated permanently if the copyright holder notifies you of the violation by some reasonable means, this is the first time you have received notice of violation of this License (for any work) from that copyright holder, and you cure the violation prior to 30 days after your receipt of the notice.

Termination of your rights under this section does not terminate the licenses of parties who have received copies or rights from you under this License. If your rights have been terminated and not permanently reinstated, receipt of a copy of some or all of the same material does not give you any rights to use it.

10. FUTURE REVISIONS OF THIS LICENSE

The Free Software Foundation may publish new, revised versions of the GNU Free Documentation License from time to time. Such new versions will be similar in spirit to the present version, but may differ in detail to address new problems or concerns. See <http://www.gnu.org/copyleft/>.

Each version of the License is given a distinguishing version number. If the Document specifies that a particular numbered version of this License "or any later version" applies to it, you have the option of following the terms and conditions either of that specified version or of any later version that has been published (not as a draft) by the Free Software Foundation. If the Document does not specify a version number of this License, you may choose any version ever published (not as a draft) by the Free Software Foundation. If the Document specifies that a proxy can decide which future versions of this License can be used, that proxy's public statement of acceptance of a version permanently authorizes you to choose that version for the Document.

11. RELICENSING

"Massive Multiauthor Collaboration Site" (or "MMC Site") means any World Wide Web server that publishes copyrightable works and also provides prominent facilities for anybody to edit those works. A public wiki that anybody can edit is an example of such a server. A "Massive Multiauthor Collaboration" (or "MMC") contained in the site means any set of copyrightable works thus published on the MMC site.

"CC-BY-SA" means the Creative Commons Attribution-Share Alike 3.0 license published by Creative Commons Corporation, a not-for-profit corporation with a principal place of business in San Francisco, California, as well as future copyleft versions of that license published by that same organization.

"Incorporate" means to publish or republish a Document, in whole or in part, as part of another Document.

An MMC is "eligible for relicensing" if it is licensed under this License, and if all works that were first published under this License somewhere other than this MMC, and subsequently incorporated in whole or in part into the MMC, (1) had no cover texts or invariant sections, and (2) were thus incorporated prior to November 1, 2008.

The operator of an MMC Site may republish an MMC contained in the site under CC-BY-SA on the same site at any time before August 1, 2009, provided the MMC is eligible for relicensing.

ADDENDUM: How to use this License for your documents

To use this License in a document you have written, include a copy of the License in the document and put the following copyright and license notices just after the title page:

Copyright (c) YEAR YOUR NAME.
Permission is granted to copy, distribute and/or modify this document under the terms of the GNU Free Documentation License, Version 1.3

or any later version published by the Free Software Foundation; with no Invariant Sections, no Front-Cover Texts, and no Back-Cover Texts.
A copy of the license is included in the section entitled "GNU Free Documentation License".

If you have Invariant Sections, Front-Cover Texts and Back-Cover Texts, replace the "with..Texts." line with this:

with the Invariant Sections being LIST THEIR TITLES, with the Front-Cover Texts being LIST, and with the Back-Cover Texts being LIST.

If you have Invariant Sections without Cover Texts, or some other combination of the three, merge those two alternatives to suit the situation.

If your document contains nontrivial examples of program code, we recommend releasing these examples in parallel under your choice of free software license, such as the GNU General Public License, to permit their use in free software.

