



RF-232

Micronator

Fongo® & Android®



© RF-232, Montréal 2014
6447, avenue Jalobert, Montréal (Québec) H1M 1L1

Tous droits réservés RF-232

Licence GNU Free Documentation License

Permission vous est donnée de copier, distribuer et/ou modifier ce document selon les termes de la Licence *GNU Free Documentation License*, version 1.3 publiée par la *Free Software Foundation*; sans section inaltérable, sans texte de première page de couverture et sans texte de dernière page de couverture. Une copie de cette licence est incluse dans la section appelée [GNU Free Documentation License](#) à la page [23](#) de ce document.

AVIS DE NON-RESPONSABILITÉ

Ce document est uniquement destiné à informer. Les informations, ainsi que les contenus et fonctionnalités de ce document sont fournis sans engagement et peuvent être modifiés à tout moment. *RF-232* n'offre aucune garantie quant à l'actualité, la conformité, l'exhaustivité, la qualité et la durabilité des informations, contenus et fonctionnalités de ce document. L'accès et l'utilisation de ce document se font sous la seule responsabilité du lecteur ou de l'utilisateur.

RF-232 ne peut être tenu pour responsable de dommages de quelque nature que ce soit, y compris des dommages directs ou indirects, ainsi que des dommages consécutifs résultant de l'accès ou de l'utilisation de ce document ou de son contenu.

Chaque internaute doit prendre toutes les mesures appropriées (mettre à jour régulièrement son logiciel antivirus, ne pas ouvrir des documents suspects de source douteuse ou non connue) de façon à protéger le contenu de son ordinateur de la contamination d'éventuels virus circulant sur la Toile.

Avertissement

Bien que nous utilisions ici un vocabulaire issu des techniques informatiques, nous ne prétendons nullement à la précision technique de tous nos propos dans ce domaine.

Sommaire

I-	Introduction.....	4
1.	Description générale.....	4
1.1.	Fongo.....	4
1.2.	Note au lecteur.....	4
1.3.	Conventions.....	4
II-	Identifiant Google.....	5
1.	Prérequis Fongo.....	5
2.	Création d'un identifiant Google.....	5
III-	Installation de Fongo.....	6
1.	Téléchargement de l'application.....	6
IV-	Enregistrement chez Fongo.....	7
1.1.	Confirmation.....	8
2.	Login sur Android.....	9
3.	Menus de Fongo.....	9
4.	Fongo.com.....	10
4.1.	Connexion.....	10
4.2.	Renseignements sur le compte.....	10
4.3.	Paramètres.....	11
4.4.	Messages sur Fongo.com.....	13
4.5.	Messages sur Android.....	14
4.6.	Journal d'appels.....	15
5.	Forum Fongo.....	16
6.	État du service.....	16
7.	Support.....	16
7.1.	Knowledge Base.....	16
7.2.	Forums.....	17
7.3.	Soumettre une requête.....	17
	Crédits.....	19

I- Introduction

1. Description générale

Ce document donne la marche à suivre pour réaliser l'installation de l'application **Fongo**[®] sur un cellulaire roulant sous **Android**.

1.1. Fongo

Référence: <http://www.fongo.com/fr/how-it-works/>

Fongo utilise le protocole voix sur **IP (VoIP)** pour envoyer et recevoir des appels et des messages en utilisant votre plan de données actuel (**3G/4G**) ou une connexion **Wi-Fi** à proximité ainsi que le réseau national de **Fongo**. **Fongo** vous aide à économiser des centaines de dollars, même si vous êtes sous contrat avec un fournisseur de services.

1.2. Note au lecteur

* Les captures d'écrans ne sont que des références.

** Les informations écrites ont préséance sur celles retrouvées dans les captures d'écrans. Veiller à se référer aux différents tableaux lorsque ceux-ci sont présents.

1.3. Conventions

Toutes les commandes à entrer sur un serveur sont en **gras**. Les affichages à surveiller sont en **rouge** ou en **bleu**.

```
# ping 192.168.1.149
192.168.1.149 is alive
#
```

Les liens de référence internet sont en **bleu** et ceux intra document en **bleu**.



Manipulation, truc ou ruse pour se tirer d'embarras.



Une recommandation ou astuce.



Une note.



Une étape, note ou procédure à surveiller.



Paragraphe non complété ou non vérifié.

II- Identifiant Google

1. Prérequis Fongo

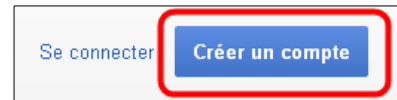
Pour pouvoir télécharger **Fongo**, il faut absolument avoir un **identifiant Google**. En créant un compte **Gmail** on obtient automatiquement un identifiant **Google** qui est notre adresse **Gmail**. On peut alors se rendre sur le site de **Google Play Store** et télécharger l'application **Fongo** sur notre cellulaire.

2. Création d'un identifiant Google

On se rend chez **Google** et à la page principale, on clique **Gmail**.



Rendu chez: <https://www.gmail.com/intl/fr/mail/help/about.html>, on clique **Créer un compte**.



On entre les informations demandées et notre compte est créé.



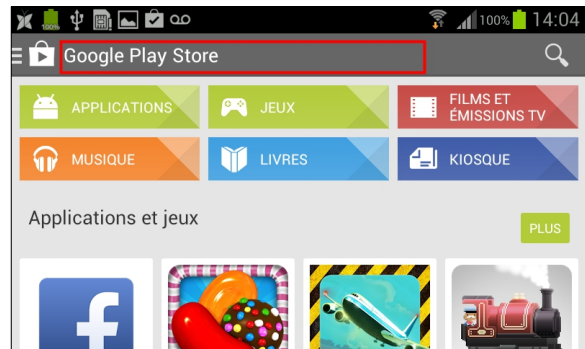
Si vous avez quelques difficultés à créer un compte **Gmail**, vous pouvez consulter le lien suivant qui pointe vers de très bons tutoriels sur **Gmail**: http://www.AinesMercierOuest.info/?page_id=731.

III- Installation de Fongo

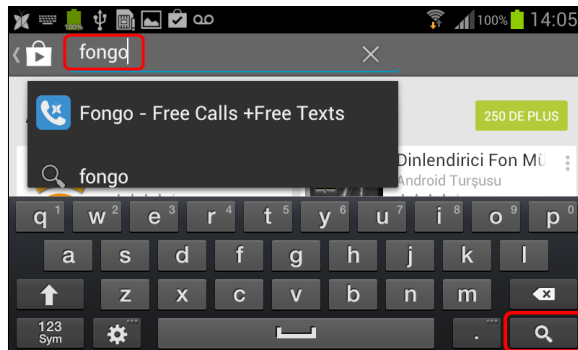
1. Téléchargement de l'application

Lorsque la création de l'identifiant **Google** est terminée, on se rend sur le site de **Google Play Store**, (<https://play.google.com/store?hl=fr>), on recherche l'application **Fongo** et on l'installe sur notre cellulaire **Android**.


On touche à l'intérieur de l'encadré **Google Play Store** pour y insérer le nom de l'application recherchée.



On entre **fongo** et on clique la **loupe** pour lancer la recherche.



On clique sur **Fongo - Appels+...**



On clique **Installer** pour lancer l'installation.



IV- Enregistrement chez Fongo

Fongo apparaît dans nos applications. Pour s'enregistrer, on lance Fongo.



Le logo Fongo s'affiche pendant que l'application se charge en mémoire.



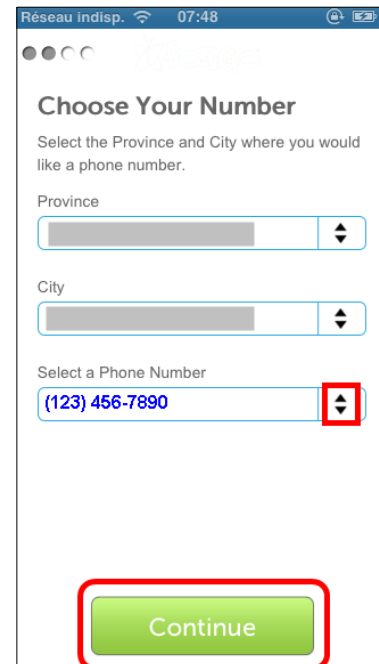
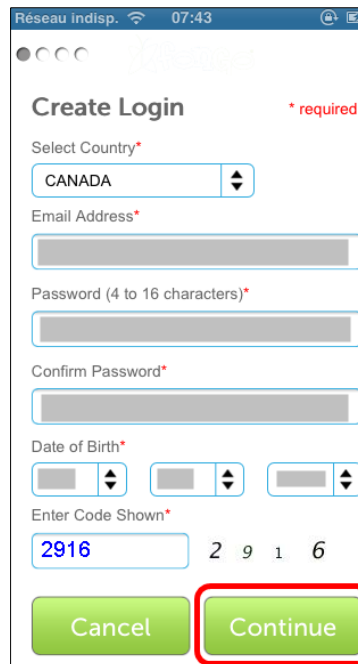
Pour lancer la création d'un nouveau compte Fongo, on clique en Enregistrer.



●○○○ On entre les informations demandées puis **Continue**.

●●○○ On choisit la **Province** et la **City**. Un numéro est proposé, on peut choisir en déroulant.

Le choix fait, **Continue**.



- On entre les informations demandées puis **Continue**.
 - On accepte les **Terms & Conditions**.
- On peut donner le site <http://www.micronator.org> comme référence.

Un courriel va être envoyé à l'adresse fournie au début de l'enregistrement.

911 Details * required

The CRTC mandates that when a new phone number is issued in Canada, accurate contact information be collected to dispatch emergency services.

First Name:* Last Name:*

Postal Code:*

Apt #: Street #:*

Street*

City* Province*

Continue

Terms & Conditions * required

I agree to and accept the [Terms & Conditions](#) of this service.*

9-1-1 Terms & Limitations

I understand that the 9-1-1 service is limited compared to the 9-1-1 service available with most traditional telephone services and I accept the [9-1-1 Terms & Limitations](#).*

Were You Referred to Us?

Email of person who referred you (optional)

<http://www.micronator.org>

Finish

Thank You for Registering

To use your account, confirm your email address by [clicking on the link in the email sent to:](#)

then launch the app and log in

Can't find your email? Check your spam or [resend](#) it.

Log in

1.1. Confirmation

On ouvre le courriel et on clique le lien qu'on vient de recevoir de **Fongo**.

Bienvenue à Fongo!

Pour compléter votre inscription en compte, veuillez confirmer votre adresse électronique en cliquant sur le lien ci-dessous :

https://register.fongo.com/mobile/activateAccount?auth_code=

Si vous ne pouvez pas cliquer sur le lien ci-dessus, copiez et collez le lien dans votre navigateur.

Ce message a été envoyé à .

Pour plus d'information, rendez-vous à <http://www.fongo.com>.

Voilà, nous sommes prêts à utiliser **Fongo**.

Account Confirmed

You are now ready to use your new account.

Enjoy free calling starting right now and share the gift of free calling with your family and friends.

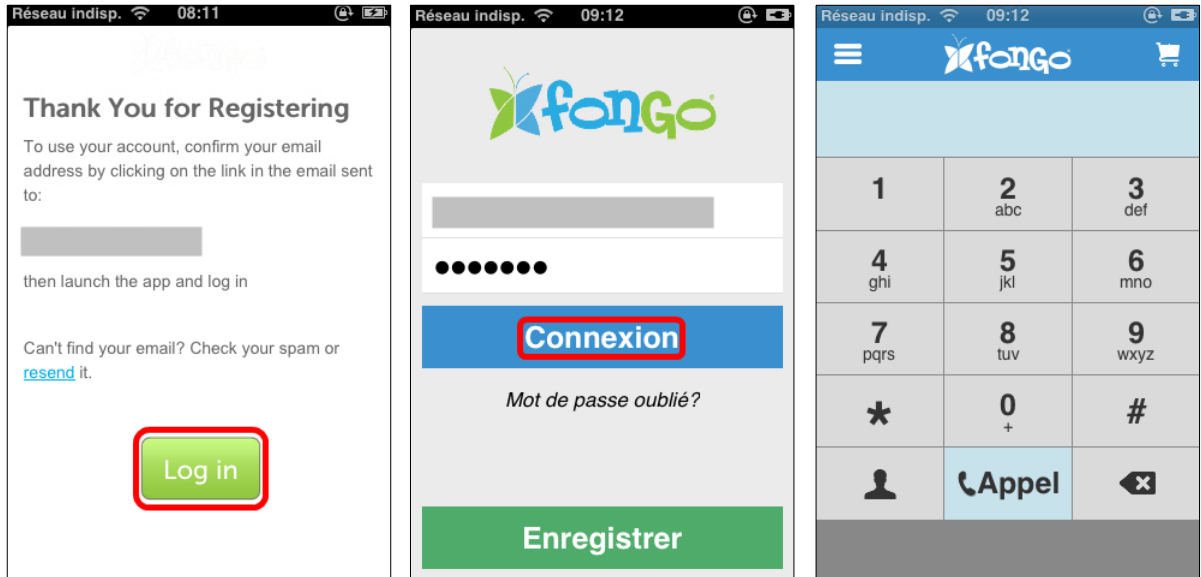
[Launch the app and log in.](#)

2. Login sur Android

On retourne sur notre cellulaire **Android** et on clique **Log in**. Si on a fermé notre cellulaire, avant de confirmer notre enregistrement, on peut simplement lancer l'application **Fongo** et l'écran de login s'affichera.

On entre notre **identifiant Google** i.e. notre adresse courriel de **Gmail** et notre mot de passe puis **Connexion**.

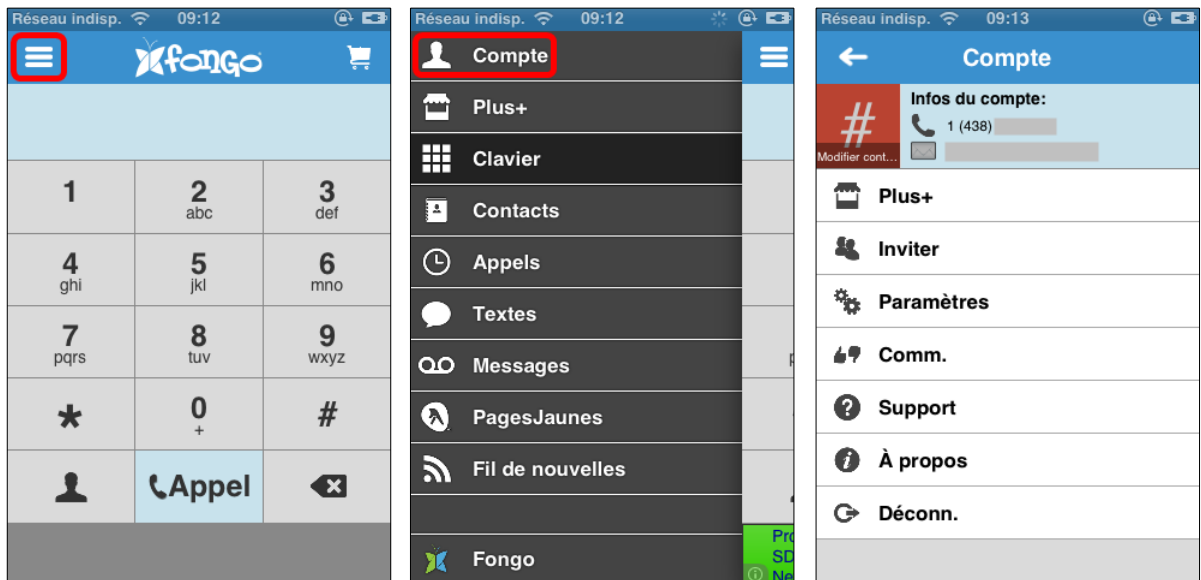
Nous sommes prêts à composer notre premier appel.



3. Menus de Fongo

Pour afficher les différents menus de **Fongo**, on clique l'icône en haut à gauche.

Le sous-menu **Compte** comporte plusieurs sous-menus.



4. Fongo.com

4.1. Connexion

Pour se connecter en français sur **Fongo**, on utilise le lien suivant: <http://www.fongo.com/fr/>.

On clique **Connexion**.



On entre notre adresse courriel et notre mot de passe puis **Connexion**.



C'est ici qu'on peut demander un nouveau mot de passe en cas d'oubli.

Mon compte

Courriel:

Mot de passe:

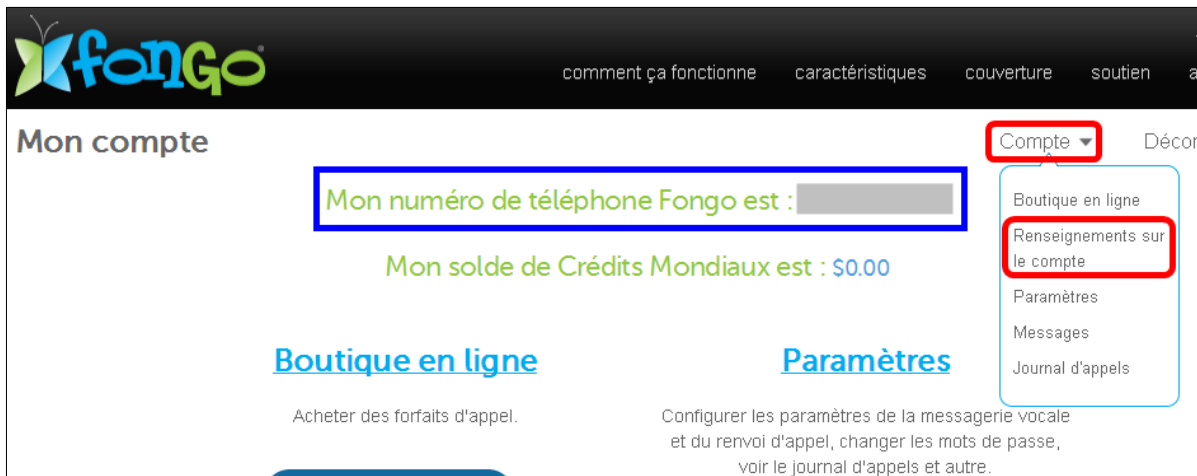
[Mot de passe oublié?](#)

CONNEXION

4.2. Renseignements sur le compte

Notre numéro de téléphone **Fongo** est affiché après le login.

En passant la souris au-dessus de **Compte**, un menu se déroule.



4.2.1. Numéro de téléphone

On peut entrer notre numéro de téléphone non-cellulaire ici.

The screenshot shows the 'Renseignements sur le compte' page with the 'Détails du compte' tab selected. It features three input fields: 'Adresse électronique', 'Numéro de téléphone', and 'Mot de passe actuel'. A 'Mise à jour' button is at the bottom. A note states: 'Remarque : Modifier votre adresse électronique implique que vous confirmiez votre nouvelle adresse. Cette adresse électronique deviendra également votre nouvel identifiant de connexion.' Navigation links 'Compte' and 'Déconnexion' are in the top right.

4.2.2. Changement du mot de passe


The screenshot shows the 'Renseignements sur le compte' page with the 'Paramètres du mot de passe' tab selected. It features three input fields: 'Mot de passe actuel', 'Nouveau mot de passe', and 'Confirmez le mot de passe'. A 'Mise à jour' button is at the bottom. The 'Paramètres du mot de passe' tab is highlighted with a red box. Navigation links 'Compte' and 'Déconnexion' are in the top right.

4.3. Paramètres

The screenshot shows the 'Mon compte' page. It displays 'Mon numéro de téléphone Fongo est : [redacted]' and 'Mon solde de Crédits Mondiaux est : \$0.00'. There are two main sections: 'Boutique en ligne' (Acheter des forfaits d'appel) and 'Paramètres' (Configurer les paramètres de la messagerie vocale et du renvoi d'appel, changer les mots de passe, voir le journal d'appels et autre). A dropdown menu is open on the right, listing 'Boutique en ligne', 'Renseignements sur le compte', 'Paramètres' (highlighted with a red box), 'Messages', and 'Journal d'appels'. Navigation links 'Compte' and 'Déconnexion' are in the top right.

4.3.1. Renseignements 9-1-1

Pour vous assurer de l'exactitude des services d'**urgence 9-1-1**, il est vital d'utiliser l'adresse où vous utilisez principalement **Fongo**.

 Les adresses seront vérifiées et seuls les clients ayant fourni les bonnes coordonnées pourront continuer à utiliser le service.



Paramètres Compte ▼ Déconnexion

Paramètres des renseignements 911

Renseignements 911 Paramètres suivez-moi Paramètres de messagerie vocale

Prénom :

Nom de famille :

Code postal :

Adresse :

Ville : MONTREAL

Province : QUEBEC

Mise à jour

Renseignements 9-1-1 importants

Pour vous assurer de l'exactitude des services d'urgence 9-1-1, il est vital d'utiliser l'adresse où vous utilisez principalement Fongo.


Les adresses seront vérifiées et seuls les clients ayant fourni les bonnes coordonnées pourront continuer à utiliser le service.

Veillez noter qu'il y a des différences entre le service traditionnel 9-1-1 et le téléphone VoIP 9-1-1. [Pour obtenir plus de renseignements, cliquez ici.](#)

Remarque : Rappelez-vous de mettre à jour vos renseignements 9-1-1 si vous déménagez ou utilisez Fongo d'un autre endroit. Veuillez prévoir jusqu'à 3 jours ouvrables pour la mise à jour de vos données.

4.3.2. Suivez-moi (Renvoi d'appels)

État :

 *Renvoi d'appel constant* transférera toujours vos appels entrants vers votre (vos) numéro(s) suivez-moi. *Renvoi d'appel quand indisponible* ne transférera les appels que lorsque vous êtes déconnecté ou bien lorsque vous refusez les appels.



Paramètres Compte ▼ Déconnexion

Paramètres suivez-moi

Renseignements 911 Paramètres suivez-moi Paramètres de messagerie vocale

État : Désactiver ▼

Mode de sonnerie : Séquentiel ▼

Mode suivez-moi : Renvoi d'appel constant ▼

Soumettre

Remarque : Renvoi d'appel constant transférera toujours vos appels entrants vers votre (vos) numéro(s) suivez-moi. Renvoi d'appel quand indisponible ne transférera les appels que lorsque vous êtes déconnecté ou bien lorsque vous refusez les appels.

4.3.3. Messagerie vocale

Paramètres Compte ▼ Déconnexion

Paramètres de messagerie vocale

[Renseignements 911](#) [Paramètres suivez-moi](#) [Paramètres de messagerie vocale](#)

Messagerie vocale à adresse électronique :

Adresse de courriel pour messagerie vocale :

Nombre de sonneries avant la redirection vers la messagerie vocale :
Remarque : Ceci indique le nombre de sonneries avant que votre appel ne soit transféré vers votre messagerie vocale.

Utiliser le mot de passe pour :

Mot de passe actuel de la messagerie vocale :

Nouveau mot de passe de la messagerie vocale :

Langue préférée :

[Mise à jour](#)

4.4. Messages sur Fongo.com

Lorsqu'on ne répond pas à un appel et qu'on nous laisse un message, celui-ci sera emmagasiné ici.

Mon compte Compte ▼ Décor

Mon numéro de téléphone Fongo est :

Mon solde de Crédits Mondiaux est : \$0.00

[Boutique en ligne](#) [Paramètres](#)

Acheter des forfaits d'appel. Configurer les paramètres de la messagerie vocale et du renvoi d'appel, changer les mots de passe, voir le journal d'appels et autre.

- Boutique en ligne
- Renseignements sur le compte
- Paramètres
- Messages**
- Journal d'appels

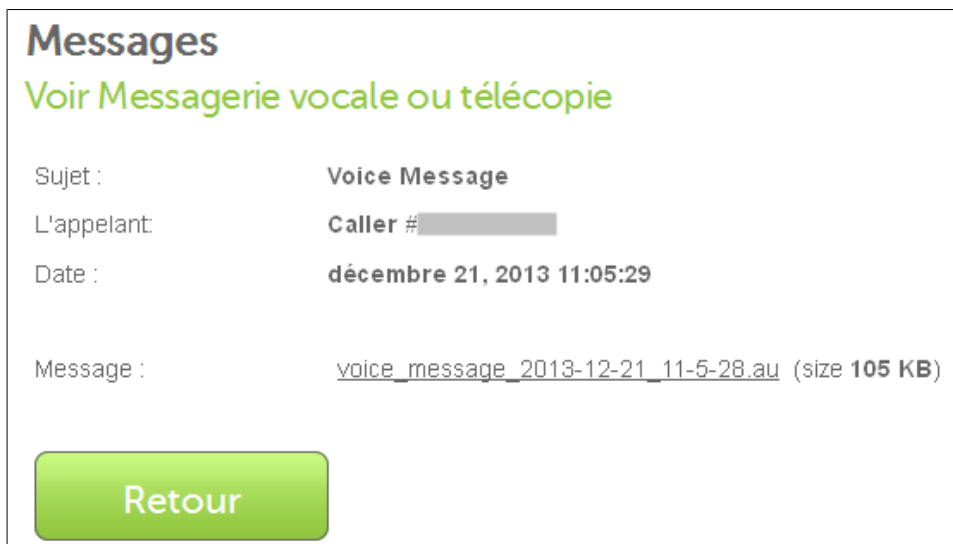
On peut les Voir.

Messages Compte ▼ Décor

Messagerie vocale et télécopie

L'appelant	Date	Type	Options
Caller # <input type="text"/>	December 21, 2013 11:05:29	Voice Message	Voir Supprimer

On peut les télécharger sur notre ordinateur, mais le mieux est de les écouter avec notre **iPhone**.

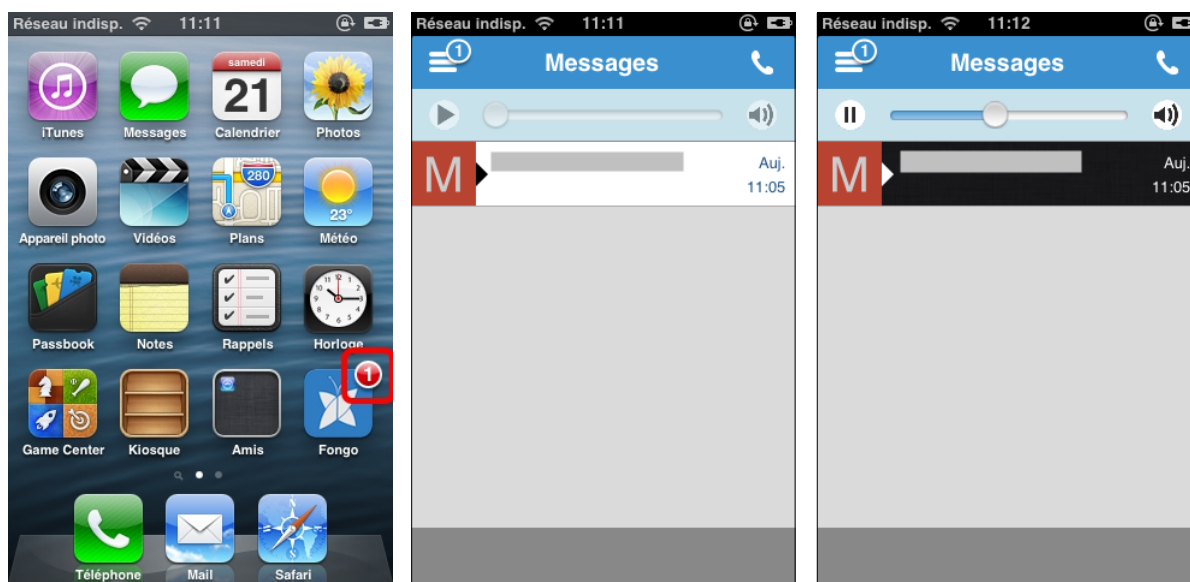


4.5. Messages sur Android

Sur notre page d'accueil, on voit qu'on a reçu **1** message.

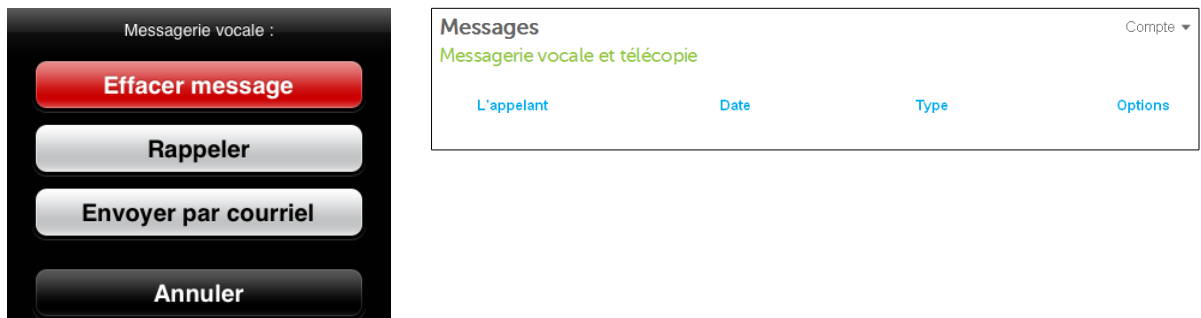
En ouvrant **Fongo**, les coordonnées du message s'affichent.

Sélectionnez le message et sa lecture débutera automatiquement.

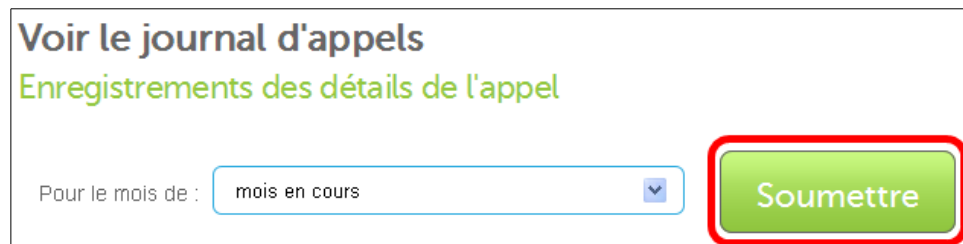
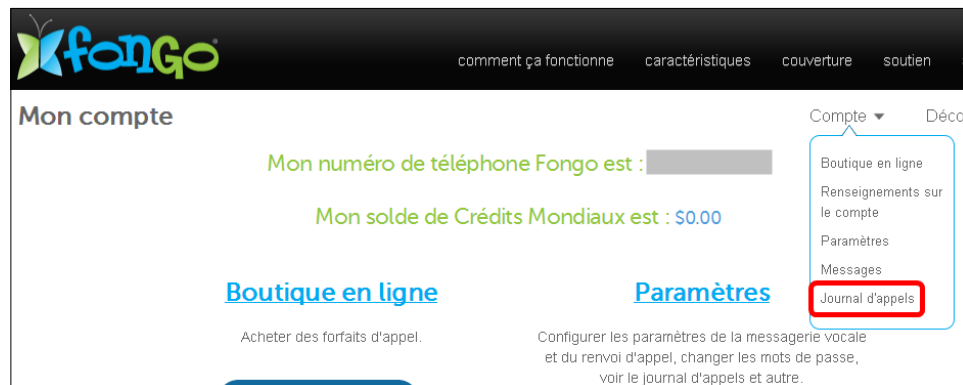


À la fin du message, des choix s'affichent.

Si on clique **Effacer message**, il s'efface d'Android de même que de **Fongo.com**.



4.6. Journal d'appels

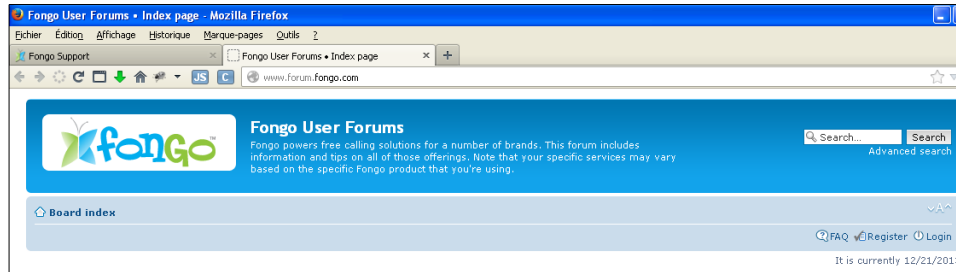


The image shows the call log table on the Fongo website. It has the heading 'Enregistrements des détails de l'appel' and a dropdown menu for 'Pour le mois de : mois en cours'. A green 'Soumettre' button is visible. The table below shows call records with columns for Date, De, À, Endroit, Durée, and Coût.

Date	De	À	Endroit	Durée	Coût
déc. 21, 2013 11:35:30				0:10	\$ 0.00
déc. 21, 2013 11:34:42			Montréal QC	0:03	\$ 0.00
déc. 21, 2013 11:05:08				0:21	\$ 0.00
déc. 21, 2013 11:05:08			CANADA	0:21	\$ 0.00
déc. 21, 2013 09:20:00			Montréal QC	0:10	\$ 0.00

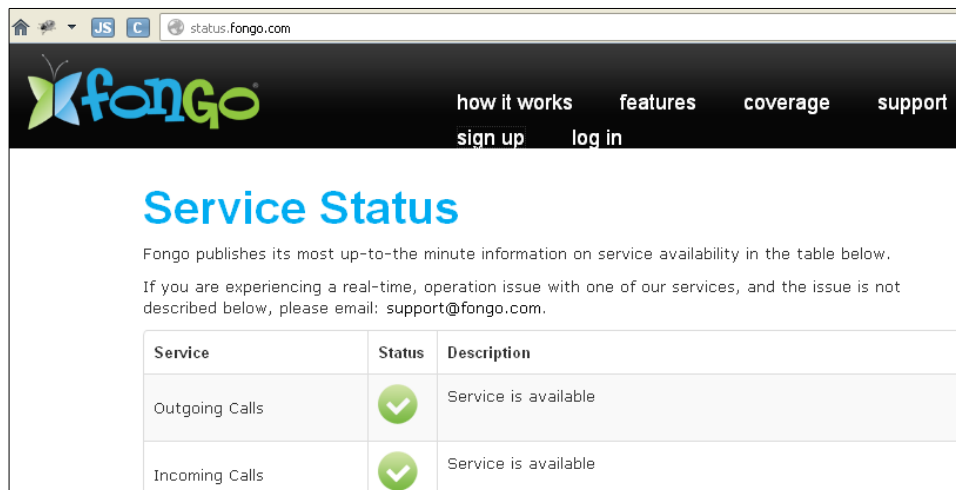
5. Forum Fongo

Pour des réponses à vos questions, vous pouvez commencer par consulter **Knowledge Base**: <http://support.fongo.com/home> ou, comme ci-dessous, le **Forum Fongo**: <http://www.forum.fongo.coForumFongo/>




6. État du service

On peut consulter l'état du service **Fongo** en se rendant à l'adresse suivante: <http://status.fongo.com/>



7. Support

 Ayant dû recourir au support de **Fongo**, je puis vous assurer qu'il est très efficace. En effet, j'ai eu la solution à mon problème en quelques minutes seulement. On a répondu à mon premier courriel après seulement quinze minutes. La plus longue réponse a pris environ deux heures, c'était un vendredi soir à 16h30, je pensais recevoir la réponse que le lundi suivant.

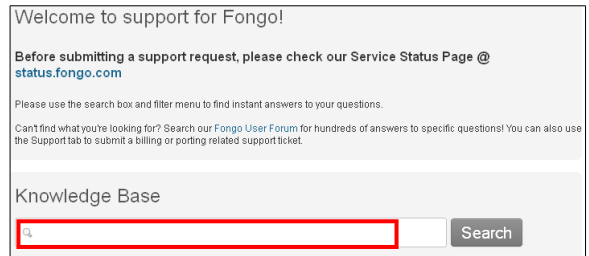
7.1. Knowledge Base

Commencer votre recherche en cliquant **soutien** sur la page d'accueil:



Enregistrement chez Fongo

Consultez les différentes rubriques ou entrez directement votre question dans **Knowledge Base**.



Welcome to support for Fongo!

Before submitting a support request, please check our Service Status Page @ status.fongo.com

Please use the search box and filter menu to find instant answers to your questions.

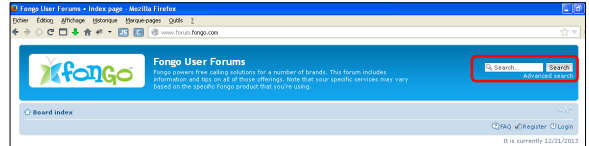
Can't find what you're looking for? Search our Fongo User Forum for hundreds of answers to specific questions! You can also use the Support tab to submit a billing or porting related support ticket.

Knowledge Base

7.2. Forums

Si vous ne trouvez pas de réponses dans **Knowledge Base**, consultez les **forums Fongo**:

<http://www.forum.fongo.com/> et lancer une recherche.



Fongo User Forums - Index page - Mozilla Firefox

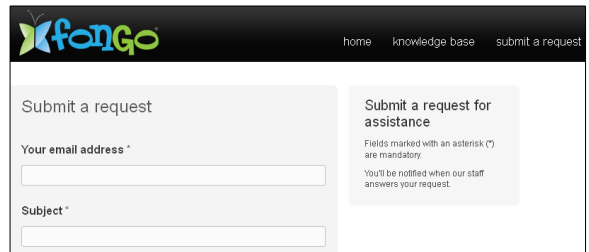
Fongo User Forums

Fongo powers free calling solutions for a number of brands. This forum includes extensive and up to date offerings. Make sure your specific services only vary based on the specific Fongo product that you're using.

7.3. Soumettre une requête

Après avoir consulter la page de l'état du service **État du service**, puis **Knowledge Base**, vérifiez si la réponse à votre question se trouve sur le **Forum Fongo** et que vous êtes à court de ressources, vous pouvez contacter le **Support Fongo** en soumettant une requête.

Pour débiter on se rend à l'adresse suivante: http://support.fongo.com/anonymous_requests/new et l'on remplit une demande.



home knowledge base submit a request

Submit a request

Your email address *

Subject *

Submit a request for assistance

Fields marked with an asterisk (*) are mandatory.

You'll be notified when our staff answers your request.

Toutes les communications se font par courriels.



Victoire totale.

Crédits

© 2013 **RF-232**.

Auteur: **Michel-André Robillard CLP**

Remerciement: **Tous les contributeurs GNU/GPL.**

Intégré par: **Michel-André Robillard CLP**

Contact: **michelandre at micronator.org**

Répertoire de ce document: E:\000_DocPourRF232_general\RF-232_Fongo\ANDROID\RF-232_Fongo_Android_2014-06-09_11h40.odt

Historique des modifications:

<i>Version</i>	<i>Date</i>	<i>Commentaire</i>	<i>Auteur</i>
0.0.1	2014-06-08	Début.	M.-A. Robillard
0.0.2	2014-06-09	Manquaient quelques paragraphes à la fin de la licence GFDL.	M.-A. Robillard

Index

<p>1</p> <p>1 message.....14</p> <p>3</p> <p>3G/4G.....4</p> <p>A</p> <p>adresse courriel.....10</p> <p>Android.....4</p> <p>appels entrants.....12</p> <p>astuce.....4</p> <p>Avertissement.....2</p> <p>AVIS DE NON-RESPONSABILITÉ.....2</p> <p>C</p> <p>Changement du mot de passe.....11</p> <p>City.....7</p> <p>Commentaire.....19</p> <p>Compte.....10</p> <p>Confirmation.....8</p> <p>Connexion.....9, 10</p> <p>Conventions.....4</p> <p>courriel.....8</p> <p>Création d'un identifiant Google...5</p> <p>Crédits.....19</p> <p>Créer un compte.....5</p> <p>D</p> <p>Description générale.....4</p> <p>E</p> <p>écran de login.....9</p> <p>Effacer message.....15</p> <p>en cas d'oubli.....10</p> <p>Enregistrement chez Fongo.....7</p> <p>Enregistrer.....7</p> <p>étape.....4</p> <p>État du service.....16, 17</p> <p>F</p> <p>Fongo - Appels+.....6</p> <p>Fongo.com.....10, 15</p> <p>Fongo®.....4</p>	<p>Forum Fongo.....16</p> <p>Forums.....17</p> <p>forums Fongo.....17</p> <p>G</p> <p>Gmail.....5, 9</p> <p>Google Play Store.....5, 6</p> <p>H</p> <p>http://status.fongo.com/.....16</p> <p>http://support.fongo.com/anonymou s_requests/new.....17</p> <p>http://www.fongo.com/fr/.....10</p> <p>http://www.forum.fongo.coForum Fongo/.....16</p> <p>http://www.forum.fongo.com/.....17</p> <p>http://www.micronator.org.....8</p> <p>I</p> <p>identifiant Google.....5, 9</p> <p>Identifiant Google.....5</p> <p>Installation de Fongo.....6</p> <p>Introduction.....4</p> <p>IP (VoIP).....4</p> <p>J</p> <p>Journal d'appels.....15</p> <p>K</p> <p>Knowledge Base.....16, 17</p> <p>L</p> <p>lancer une recherche.....17</p> <p>Licence.....2</p> <p>Log in.....9</p> <p>Login sur Android.....9</p> <p>logo Fongo.....7</p> <p>loupe.....6</p> <p>M</p> <p>Manipulation.....4</p> <p>Menus de Fongo.....9</p> <p>Messagerie vocale.....13</p> <p>Messages sur Android.....14</p>	<p>Messages sur Fongo.com.....13</p> <p>micronator.org.....8</p> <p>mot de passe.....10</p> <p>N</p> <p>non vérifié.....4</p> <p>note.....4</p> <p>Note au lecteur.....4</p> <p>Numéro de téléphone.....11</p> <p>numéro de téléphone Fongo.....10</p> <p>P</p> <p>Paramètres.....11</p> <p>premier appel.....9</p> <p>Prérequis Fongo.....5</p> <p>prêts à utiliser Fongo.....8</p> <p>procédure.....4</p> <p>Province.....7</p> <p>R</p> <p>recommandation.....4</p> <p>Référence.....4</p> <p>Renseignements 9-1-1.....12</p> <p>Renseignements sur le compte...10</p> <p>Renvoi d'appel constant.....12</p> <p>Renvoi d'appel quand indisponible12</p> <p>Renvoi d'appels.....12</p> <p>requête.....17</p> <p>S</p> <p>Soumettre une requête.....17</p> <p>sous-menu Compte.....9</p> <p>soutien.....16</p> <p>Suivez-moi.....12</p> <p>Support.....16</p> <p>Support Fongo.....17</p> <p>T</p> <p>Téléchargement.....6</p> <p>Terms & Conditions.....8</p> <p>U</p> <p>urgence 9-1-1.....12</p>
---	---	--

V	W	©
vendredi soir à 16h30.....16	Wi-Fi.....4	© RF-232.....2
Victoire.....17		
Voir.....13		

GNU Free Documentation License

Version 1.3, 3 November 2008

Copyright (C) 2000, 2001, 2002, 2007, 2008 Free Software Foundation, Inc. <http://fsf.org/>

Everyone is permitted to copy and distribute verbatim copies of this license document, but changing it is not allowed.

0. PREAMBLE

The purpose of this License is to make a manual, textbook, or other functional and useful document "free" in the sense of freedom: to assure everyone the effective freedom to copy and redistribute it, with or without modifying it, either commercially or noncommercially. Secondly, this License preserves for the author and publisher a way to get credit for their work, while not being considered responsible for modifications made by others.

This License is a kind of "copyleft", which means that derivative works of the document must themselves be free in the same sense. It complements the GNU General Public License, which is a copyleft license designed for free software.

We have designed this License in order to use it for manuals for free software, because free software needs free documentation: a free program should come with manuals providing the same freedoms that the software does. But this License is not limited to software manuals; it can be used for any textual work, regardless of subject matter or whether it is published as a printed book. We recommend this License principally for works whose purpose is instruction or reference.

1. APPLICABILITY AND DEFINITIONS

This License applies to any manual or other work, in any medium, that contains a notice placed by the copyright holder saying it can be distributed under the terms of this License. Such a notice grants a world-wide, royalty-free license, unlimited in duration, to use that work under the conditions stated here. The "Document", below, refers to any such manual or work. Any member of the public is a licensee, and is addressed as "you". You accept the license if you copy, modify or distribute the work in a way requiring permission under copyright law.

A "Modified Version" of the Document means any work containing the Document or a portion of it, either copied verbatim, or with modifications and/or translated into another language.

A "Secondary Section" is a named appendix or a front-matter section of the Document that deals exclusively with the relationship of the publishers or authors of the Document to the Document's overall subject (or to related matters) and contains nothing that could fall directly within that overall subject. (Thus, if the Document is in part a textbook of mathematics, a Secondary Section may not explain any mathematics.) The relationship could be a matter of historical connection with the subject or with related matters, or of legal, commercial, philosophical, ethical or political position regarding them.

The "Invariant Sections" are certain Secondary Sections whose titles are designated, as being those of Invariant Sections, in the notice that says that the Document is released under this License. If a section does not fit the above definition of Secondary then it is not allowed to be designated as Invariant. The Document may contain zero Invariant Sections. If the Document does not identify any Invariant Sections then there are none.

The "Cover Texts" are certain short passages of text that are listed, as Front-Cover Texts or Back-Cover Texts, in the notice that says that the Document is released under this License. A Front-Cover Text may be at most 5 words, and a Back-Cover Text may be at most 25 words.

A "Transparent" copy of the Document means a machine-readable copy, represented in a format whose specification is available to the general public, that is suitable for revising the document straightforwardly with generic text editors or (for images composed of pixels) generic paint programs or (for drawings) some widely available drawing editor, and that is suitable for input to text formatters or for automatic translation to a variety of formats suitable for input to text formatters. A copy made in an otherwise Transparent file format whose markup, or absence of markup, has been arranged to thwart or discourage subsequent modification by readers is not Transparent. An image format is not Transparent if used for any substantial amount of text. A copy that is not "Transparent" is called "Opaque".

Examples of suitable formats for Transparent copies include plain ASCII without markup, Texinfo input format, LaTeX input format, SGML or XML using a publicly available DTD, and standard-conforming simple HTML, PostScript or PDF designed for human modification. Examples of transparent image formats include PNG, XCF and JPG. Opaque formats include proprietary formats that can be read and edited only by proprietary word processors, SGML or XML for which the DTD and/or processing tools are not generally available, and the machine-generated HTML, PostScript or PDF produced by some word processors for output purposes only.

The "Title Page" means, for a printed book, the title page itself, plus such following pages as are needed to hold, legibly, the material this License requires to appear in the title page. For works in formats which do not have any title page as such, "Title Page" means the text near the most prominent appearance of the work's title, preceding the beginning of the body of the text. The "publisher" means any person or entity that distributes copies of the Document to the public.

A section "Entitled XYZ" means a named subunit of the Document whose title either is precisely XYZ or contains XYZ in parentheses following text that translates XYZ in another language. (Here XYZ stands for a specific section name mentioned below, such as "Acknowledgements", "Dedications", "Endorsements", or "History") To "Preserve the Title" of such a section when you modify the Document means that it remains a section "Entitled XYZ" according to this definition.

The Document may include Warranty Disclaimers next to the notice which states that this License applies to the Document. These Warranty Disclaimers are considered to be included by reference in this License, but only as regards disclaiming warranties; any other implication that these Warranty Disclaimers may have is void and has

no effect on the meaning of this License.

2. VERBATIM COPYING

You may copy and distribute the Document in any medium, either commercially or noncommercially, provided that this License, the copyright notices, and the license notice saying this License applies to the Document are reproduced in all copies, and that you add no other conditions whatsoever to those of this License. You may not use technical measures to obstruct or control the reading or further copying of the copies you make or distribute. However, you may accept compensation in exchange for copies. If you distribute a large enough number of copies you must also follow the conditions in section 3.

You may also lend copies, under the same conditions stated above, and you may publicly display copies.

3. COPYING IN QUANTITY

If you publish printed copies (or copies in media that commonly have printed covers) of the Document, numbering more than 100, and the Document's license notice requires Cover Texts, you must enclose the copies in covers that carry, clearly and legibly, all these Cover Texts: Front-Cover Texts on the front cover, and Back-Cover Texts on the back cover. Both covers must also clearly and legibly identify you as the publisher of these copies. The front cover must present the full title with all words of the title equally prominent and visible. You may add other material on the covers in addition. Copying with changes limited to the covers, as long as they preserve the title of the Document and satisfy these conditions, can be treated as verbatim copying in other respects.

If the required texts for either cover are too voluminous to fit legibly, you should put the first ones listed (as many as fit reasonably) on the actual cover, and continue the rest on adjacent pages.

If you publish or distribute Opaque copies of the Document numbering more than 100, you must either include a machine-readable Transparent copy along with each Opaque copy, or state in or with each Opaque copy a computer-network location from which the general network-using public has access to download using public-standard network protocols a complete Transparent copy of the Document, free of added material. If you use the latter option, you must take reasonably prudent steps, when you begin distribution of Opaque copies in quantity, to ensure that this Transparent copy will remain thus accessible at the stated location until at least one year after the last time you distribute an Opaque copy (directly or through your agents or retailers) of that edition to the public.

If it is requested, but not required, that you contact the authors of the Document well before redistributing any large number of copies, to give them a chance to provide you with an updated version of the Document.

4. MODIFICATIONS

You may copy and distribute a Modified Version of the Document under the conditions of sections 2 and 3 above, provided that you release the Modified Version under precisely this License, with the Modified Version filling the role of the Document, thus licensing distribution and modification of the Modified Version to whoever possesses a copy of it. In addition, you must do these things in the Modified Version:

- A. Use in the Title Page (and on the covers, if any) a title distinct from that of the Document, and from those of previous versions (which should, if there were any, be listed in the History section of the Document). You may use the same title as a previous version if the original publisher of that version gives permission.
- B. List on the Title Page, as authors, one or more persons or entities responsible for authorship of the modifications in the Modified Version, together with at least five of the principal authors of the Document (all of its principal authors, if it has fewer than five), unless they release you from this requirement.
- C. State on the Title page the name of the publisher of the Modified Version, as the publisher.
- D. Preserve all the copyright notices of the Document.
- E. Add an appropriate copyright notice for your modifications adjacent to the other copyright notices.
- F. Include, immediately after the copyright notices, a license notice giving the public permission to use the Modified Version under the terms of this License, in the form shown in the Addendum below.
- G. Preserve in that license notice the full lists of Invariant Sections and required Cover Texts given in the Document's license notice.
- H. Include an unaltered copy of this License.
- I. Preserve the section Entitled "History", Preserve its Title, and add to it an item stating at least the title, year, new authors, and publisher of the Modified Version as given on the Title Page. If there is no section Entitled "History" in the Document, create one stating the title, year, authors, and publisher of the Document as given on its Title Page, then add an item describing the Modified Version as stated in the previous sentence.
- J. Preserve the network location, if any, given in the Document for public access to a Transparent copy of the Document, and likewise the network locations given in the Document for previous versions if it was based on. These may be placed in the "History" section. You may omit a network location for a work that was published at least four years before the Document itself, or if the original publisher of the version it refers to gives permission.
- K. For any section Entitled "Acknowledgements" or "Dedications", Preserve the Title of the section, and preserve in the section all the substance and tone of each of the contributor acknowledgements and/or dedications given therein.
- L. Preserve all the Invariant Sections of the Document, unaltered in their text and in their titles. Section numbers or the equivalent are not considered part of the section titles.
- M. Delete any section Entitled "Endorsements". Such a section may not be included in the Modified Version.
- N. Do not retile any existing section to be Entitled "Endorsements" or to conflict in title with any Invariant Section.
- O. Preserve any Warranty Disclaimers.

If the Modified Version includes new front-matter sections or appendices that qualify as Secondary Sections and contain no material copied from the Document, you may at your option designate some or all of these sections as invariant. To do this, add their titles to the list of Invariant Sections in the Modified Version's license notice. These titles must be distinct from any other section titles.

You may add a section Entitled "Endorsements", provided it con-

tains nothing but endorsements of your Modified Version by various parties—for example, statements of peer review or that the text has been approved by an organization as the authoritative definition of a standard.

You may add a passage of up to five words as a Front-Cover Text, and a passage of up to 25 words as a Back-Cover Text, to the end of the list of Cover Texts in the Modified Version. Only one passage of Front-Cover Text and one of Back-Cover Text may be added by (or through arrangements made by) any one entity. If the Document already includes a cover text for the same cover, previously added by you or by arrangement made by the same entity you are acting on behalf of, you may not add another; but you may replace the old one, on explicit permission from the previous publisher that added the old one.

The author(s) and publisher(s) of the Document do not by this License give permission to use their names for publicity for or to assert or imply endorsement of any Modified Version.

5. COMBINING DOCUMENTS

You may combine the Document with other documents released under this License, under the terms defined in section 4 above for modified versions, provided that you include in the combination all of the Invariant Sections of all of the original documents, unmodified, and list them all as Invariant Sections of your combined work in its license notice, and that you preserve all their Warranty Disclaimers.

The combined work need only contain one copy of this License, and multiple identical Invariant Sections may be replaced with a single copy. If there are multiple Invariant Sections with the same name but different contents, make the title of each such section unique by adding at the end of it, in parentheses, the name of the original author or publisher of that section if known, or else a unique number. Make the same adjustment to the section titles in the list of Invariant Sections in the license notice of the combined work.

In the combination, you must combine any sections Entitled "History" in the various original documents, forming one section Entitled "History"; likewise combine any sections Entitled "Acknowledgements", and any sections Entitled "Dedications". You must delete all sections Entitled "Endorsements".

6. COLLECTIONS OF DOCUMENTS

You may make a collection consisting of the Document and other documents released under this License, and replace the individual copies of this License in the various documents with a single copy that is included in the collection, provided that you follow the rules of this License for verbatim copying of each of the documents in all other respects.

You may extract a single document from such a collection, and distribute it individually under this License, provided you insert a copy of this License into the extracted document, and follow this License in all other respects regarding verbatim copying of that document.

7. AGGREGATION WITH INDEPENDENT WORKS

A compilation of the Document or its derivatives with other separate and independent documents or works, in or on a volume of a storage or distribution medium, is called an "aggregate" if the copyright resulting from the compilation is not used to limit the legal rights of the compilation's users beyond what the individual works permit. When the Document is included in an aggregate, this License does not apply to the other works in the aggregate which are not themselves derivative works of the Document.

If the Cover Text requirement of section 3 is applicable to these copies of the Document, then if the Document is less than one half of the entire aggregate, the Document's Cover Texts may be placed on covers that bracket the Document within the aggregate, or the electronic equivalent of covers if the Document is in electronic form. Otherwise they must appear on printed covers that bracket the whole aggregate.

8. TRANSLATION

Translation is considered a kind of modification, so you may distribute translations of the Document under the terms of section 4. Replacing Invariant Sections with translations requires special permission from their copyright holders, but you may include translations of some or all Invariant Sections in addition to the original versions of these Invariant Sections. You may include a translation of this License, and all the license notices in the Document, and any Warranty Disclaimers, provided that you also include the original English version of this License and the original versions of those notices and disclaimers. In case of a disagreement between the translation and the original version of this License or a notice or disclaimer, the original version will prevail.

If a section in the Document is Entitled "Acknowledgements", "Dedications", or "History", the requirement (section 4) to Preserve its Title (section 1) will typically require changing the actual title.

9. TERMINATION

You may not copy, modify, sublicense, or distribute the Document except as expressly provided under this License. Any attempt otherwise to copy, modify, sublicense, or distribute it is void, and will automatically terminate your rights under this License.

However, if you cease all violation of this License, then your license from a particular copyright holder is reinstated (a) provisionally, unless and until the copyright holder explicitly and finally terminates your license, and (b) permanently, if the copyright holder fails to notify you of the violation by some reasonable means prior to 60 days after the cessation.

Moreover, your license from a particular copyright holder is reinstated permanently if the copyright holder notifies you of the violation by some reasonable means, this is the first time you have received notice of violation of this License (for any work) from that copyright holder, and you cure the violation prior to 30 days after your receipt of the notice.

Termination of your rights under this section does not terminate the licenses of parties who have received copies or rights from you under this License. If your rights have been terminated and not permanently reinstated, receipt of a copy of some or all of the same ma-

terial does not give you any rights to use it.

10. FUTURE REVISIONS OF THIS LICENSE

The Free Software Foundation may publish new, revised versions of the GNU Free Documentation License from time to time. Such new versions will be similar in spirit to the present version, but may differ in detail to address new problems or concerns. See <http://www.gnu.org/copyleft/>.

Each version of the License is given a distinguishing version number. If the Document specifies that a particular numbered version of this License "or any later version" applies to it, you have the option of following the terms and conditions either of that specified version or of any later version that has been published (not as a draft) by the Free Software Foundation. If the Document does not specify a version number of this License, you may choose any version ever published (not as a draft) by the Free Software Foundation. If the Document specifies that a proxy can decide which future versions of this License can be used, that proxy's public statement of acceptance of a version permanently authorizes you to choose that version for the Document.

11. RELICENSING

"Massive Multiauthor Collaboration Site" (or "MMC Site") means any World Wide Web server that publishes copyrightable works and also provides prominent facilities for anybody to edit those works. A public wiki that anybody can edit is an example of such a server. A "Massive Multiauthor Collaboration" (or "MMC") contained in the site means any set of copyrightable works thus published on the MMC site.

"CC-BY-SA" means the Creative Commons Attribution-Share Alike 3.0 license published by Creative Commons Corporation, a not-for-profit corporation with a principal place of business in San Francisco, California, as well as future copyleft versions of that license published by that same organization.

"Incorporate" means to publish or republish a Document, in whole or in part, as part of another Document.

An MMC is "eligible for relicensing" if it is licensed under this License, and if all works that were first published under this License somewhere other than this MMC, and subsequently incorporated in whole or in part into the MMC, (1) had no cover texts or invariant sections, and (2) were thus incorporated prior to November 1, 2008.

The operator of an MMC Site may republish an MMC contained in the site under CC-BY-SA on the same site at any time after August 1, 2009, provided the MMC is eligible for relicensing.

ADDENDUM: How to use this License for your documents

To use this License in a document you have written, include a copy of the License in the document and put the following copyright and license notices just after the title page:

Copyright (c) YEAR YOUR NAME.
Permission is granted to copy, distribute and/or modify this document under the terms of the GNU Free Documentation License, Version 1.3 or any later version published by the Free Software Foundation; with no Invariant Sections, no Front-Cover Texts, and no Back-Cover Texts. A copy of the license is included in the section entitled "GNU Free Documentation License".

If you have Invariant Sections, Front-Cover Texts and Back-Cover Texts, replace the "with..." line with this:

with the Invariant Sections being LIST THEIR TITLES, with the Front-Cover Texts being LIST, and with the Back-Cover Texts being LIST.

If you have Invariant Sections without Cover Texts, or some other combination of the three, merge those two alternatives to suit the situation.

If your document contains nontrivial examples of program code, we recommend releasing these examples in parallel under your choice of free software license, such as the GNU General Public License, to permit their use in free software.